

# Student Travel Tally Report: One School in One Data Collection Period

**School Name:** Monta Vista High School

**Set ID:** 19899

**School Group:** Cupertino

**Month and Year Collected:** October 2015

**School Enrollment:** 2322

**Date Report Generated:** 09/15/2016

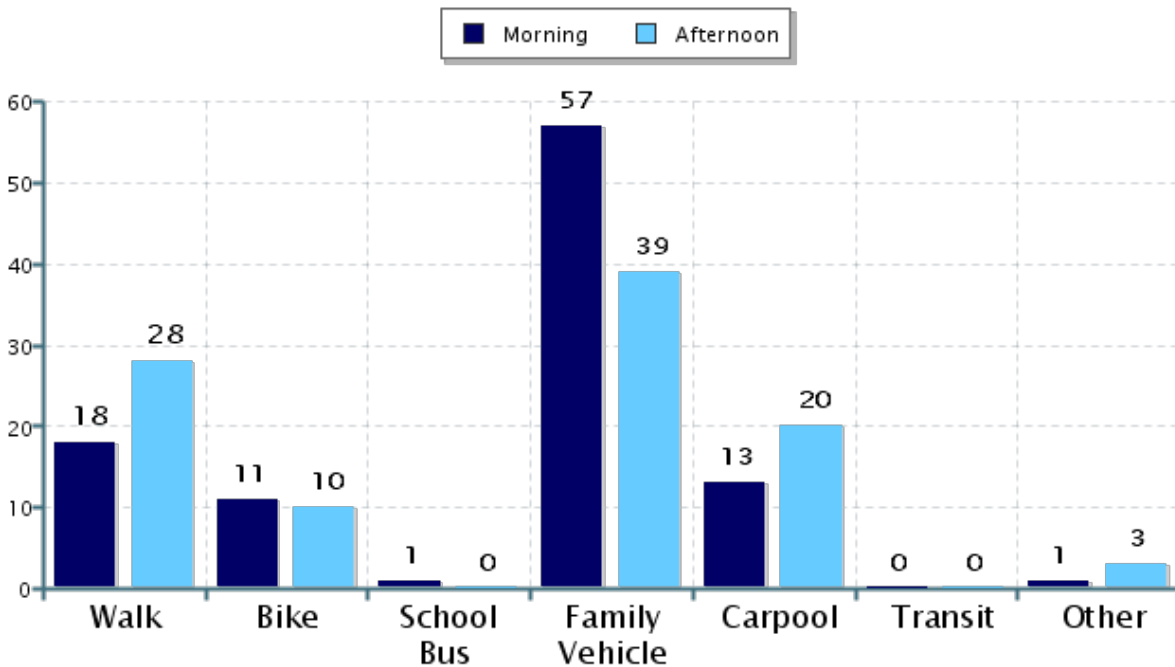
**% of Students reached by SRTS activities:** Don't Know

**Tags:** 2015 Fall Parent Survey, 2015 Fall Student Tally

**Number of Classrooms  
Included in Report:** 57

This report contains information from your school's classrooms about students' trip to and from school. The data used in this report were collected using the in-class Student Travel Tally questionnaire from the National Center for Safe Routes to School.

## Morning and Afternoon Travel Mode Comparison



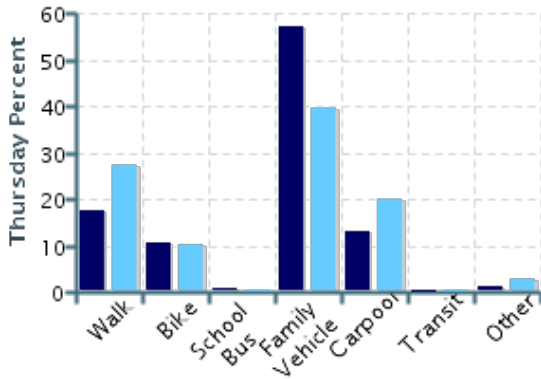
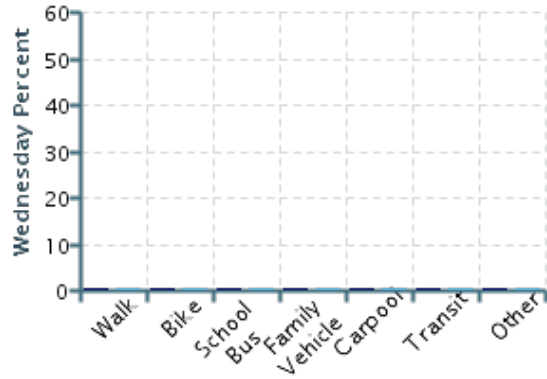
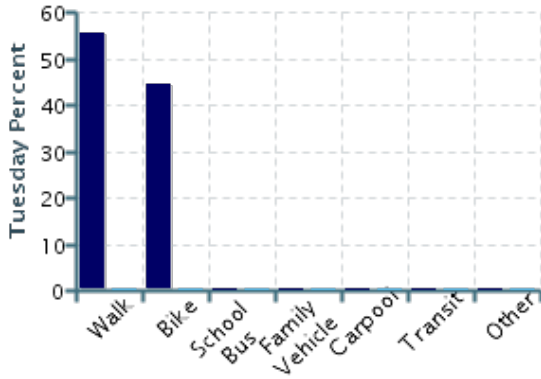
## Morning and Afternoon Travel Mode Comparison

	Number of Trips	Walk	Bike	School Bus	Family Vehicle	Carpool	Transit	Other
Morning	1641	18%	11%	0.7%	57%	13%	0%	1%
Afternoon	109	28%	10%	0%	39%	20%	0%	3%

Percentages may not total 100% due to rounding.

## Morning and Afternoon Travel Mode Comparison by Day

■ Morning ■ Afternoon

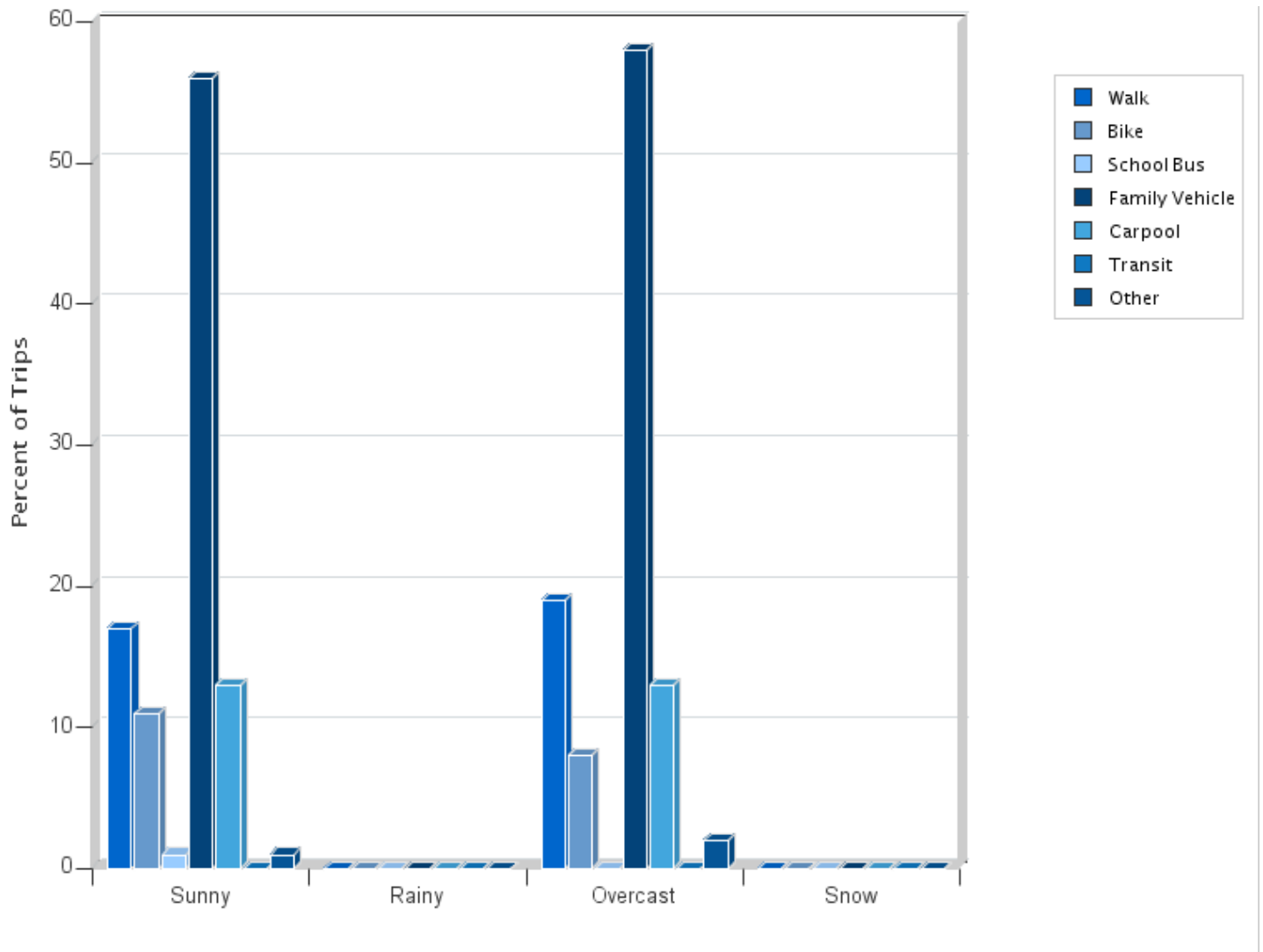


## Morning and Afternoon Travel Mode Comparison by Day

	Number of Trips	Walk	Bike	School Bus	Family Vehicle	Carpool	Transit	Other
Tuesday AM	9	56%	44%	0%	0%	0%	0%	0%
Tuesday PM		0%	0%	0%	0%	0%	0%	0%
Wednesday AM		0%	0%	0%	0%	0%	0%	0%
Wednesday PM		0%	0%	0%	0%	0%	0%	0%
Thursday AM	1632	17%	10%	0.7%	57%	13%	0%	1%
Thursday PM	109	28%	10%	0%	39%	20%	0%	3%

Percentages may not total 100% due to rounding.

## Travel Mode by Weather Conditions



## Travel Mode by Weather Condition

Weather Condition	Number of Trips	Walk	Bike	School Bus	Family Vehicle	Carpool	Transit	Other
Sunny	1006	17%	11%	1%	56%	13%	0%	1%
Rainy	0	0%	0%	0%	0%	0%	0%	0%
Overcast	354	19%	8%	0%	58%	13%	0%	2%
Snow	0	0%	0%	0%	0%	0%	0%	0%

Percentages may not total 100% due to rounding.