



CUPERTINO

City of Cupertino Block Leader Presentation 2017

*Captain Rich Urena
West Valley Patrol Commander*

Thank You!

Priority	Avg Time	Total Calls	Avg %
1	4.90	77	102%
2	6.56	4367	137%
3	10.52	5161	190%

Priority	Avg Time	Total Calls	Avg %
1	3.77	74	133%
2	6.44	4351	140%
3	11.56	5226	173%

Priority	Avg Time	Total Calls	Avg %
1	4.82	71	104%
2	7.68	4590	117%
3	15.29	5196	131%

- 2014 Total Calls
 - 9605 (Priority 1,2,3)
- 2015 Total Calls
 - 9651 (Priority 1,2,3)
- 2016 Total Calls
 - 9857 (Priority 1,2,3)
 - 206 more than 2015
 - 252 more than 2014



Agenda



- **Profile of a secure home**
- **Burglaries committed in 2016**
- **Crime Statistics of 2016**
- **How To Be A Good Witness (profile of a residential burglary)**
- **Phone Scams**
- **Personal Safety Recommendations**
- **Reporting Suspicious Activity**
- **Questions?**



Profile of a Secure Home



Profile of a Secure Home

- Make sure your home is well lit!
- Exterior and Motion Activated Lighting
 - Front Door
 - Side Yard
 - Back Yard
- **Electric and Solar Options
- Install timers on interior lighting
 - Set them for random times both day and night



All exterior lighting must comply with city rules and regulations



Profile of a Secure Home



Profile of a Secure Home

- Secure and lock windows when not in use and anytime you leave your residence
 - Including upstairs windows
- Close blinds and curtains after dark, to avoid advertising your expensive property/purchases
- Cover your garage windows
- Consider replacing doors with window
- Many older homes have side garage doors with windows (secure them)



Profile of a Secure Home (Alarm)



- Perimeter Sensors
- Window Sensors
- Motion Sensors
- Door Sensors
- Cameras (one of the best deterrents and law enforcement aids)
- Ensure your Alarm is updated and test regularly
- Update Contact Info with your Alarm Company
- Install signs and place window stickers
- If out of town/state/country, ensure the Alarm Company has a local “Emergency Contact” on file.

● Turn them ON!!



Profile of a Secure Home

- Analog Systems (Low Resolution)
 - 480p resolution
 - Provides awareness
 - Comparable to older analog TVs
- HD Systems (High Resolution)
 - 1080p resolution
 - Provides awareness and identification



Wireless Camera Systems

- Pros:
 - Scalable system (1-100 cameras)
 - Easy Installation
 - High-resolution
 - No On-site DVR
- Possible Cons:
 - Most Record to “the Cloud”
 - Limited To Ability of Home Wi-Fi
 - Requires Computer Connectivity
 - Not Recommended For Outside Use



Recommendations

- Higher The Resolution, The Better
 - 1080p will capture faces and license plates
- 30-Days of Storage
- Immediate Access to Footage
- Locations
 - At least one HD camera pointed towards the street
 - Front porch
 - Side gate
 - Rear door or back sliders






Channel 3



Crime Statistics 2016



Crime Statistics 2016


CUPERTINO

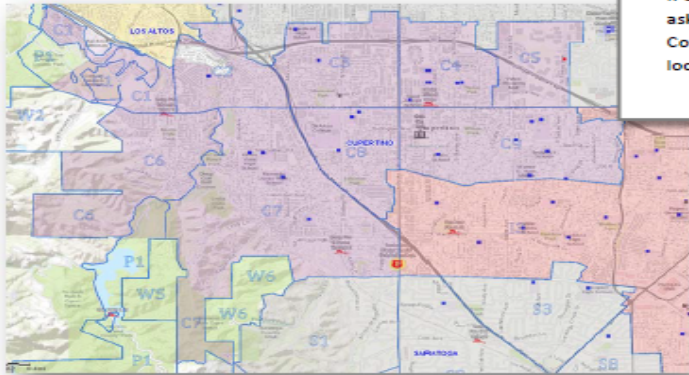
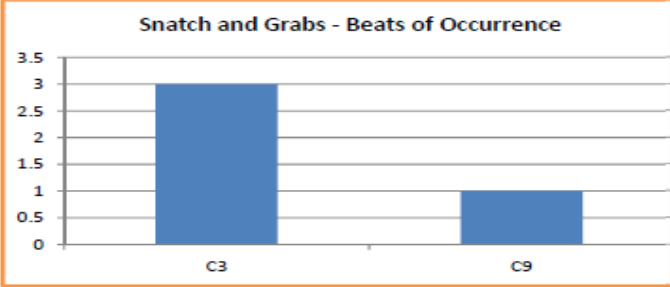
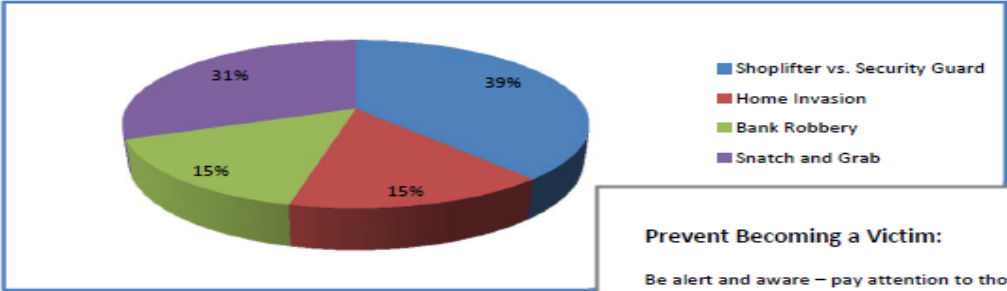
City of Cupertino Crimes Against Persons Index

	2015	2016	% Difference
Robbery	23	13	-43% ↓
Domestic Violence	52	62	19% ↑
Simple & Aggravated Assaults	45	46	2% ↑
Sex Crimes	28	16	-43% ↓



Crime Statistics 2016

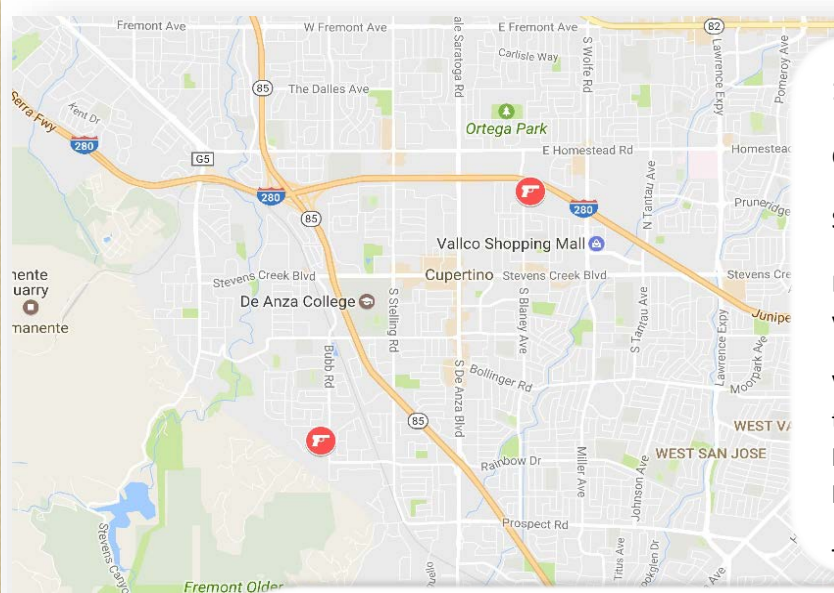
ROBBERY



Prevent Becoming a Victim:

- Be alert and aware – pay attention to those around you in public areas
- Avoid texting and talking on the phone
- Use the buddy system – if you must walk alone, try to avoid walking at night, and choose well-lit and well-traveled areas
- Avoid displaying and carrying large sums of money or valuable jewelry in public
- Leave your purse at home if possible
- Do NOT allow a stranger to follow you to your doorstep
- If confronted, give the criminal what they are asking for. No valuables are worth your life. Concentrate on remembering what the suspect looked like and call the police *immediately!*





16-189-0332C:

Occurred at 4:05 PM – two suspects, armed with handguns

Suspects entered residence through unlocked front door

Demanded gold, grabbed and forcefully removed jewelry from victims, threatened to shoot victims if they did not remain quiet

Victims and suspects patronized same food establishment just prior to the incident and it's believed victims may have been followed home – suspects made entry to residence just after victims arrived home

Through follow-up investigation, both suspects were arrested

16-325-0321C:

Occurred at 10:34 PM – two suspects, one armed with a handgun, the other a knife

Victims returned home, parked car in garage, entered residence, but left garage door open and door from garage to residence unlocked – point of entry

Approximately 1-2 minutes after the suspects fled the residence, the victims called 9-1-1

Deputies in the area immediately responded to the scene, and caught the two suspects fleeing the scene in the suspect vehicle – both suspects were arrested

Just before incident, multiple calls received from nearby neighborhoods reporting two suspicious males possibly casing the neighborhood for burglary targets

Robbery

Crime Statistics 2016

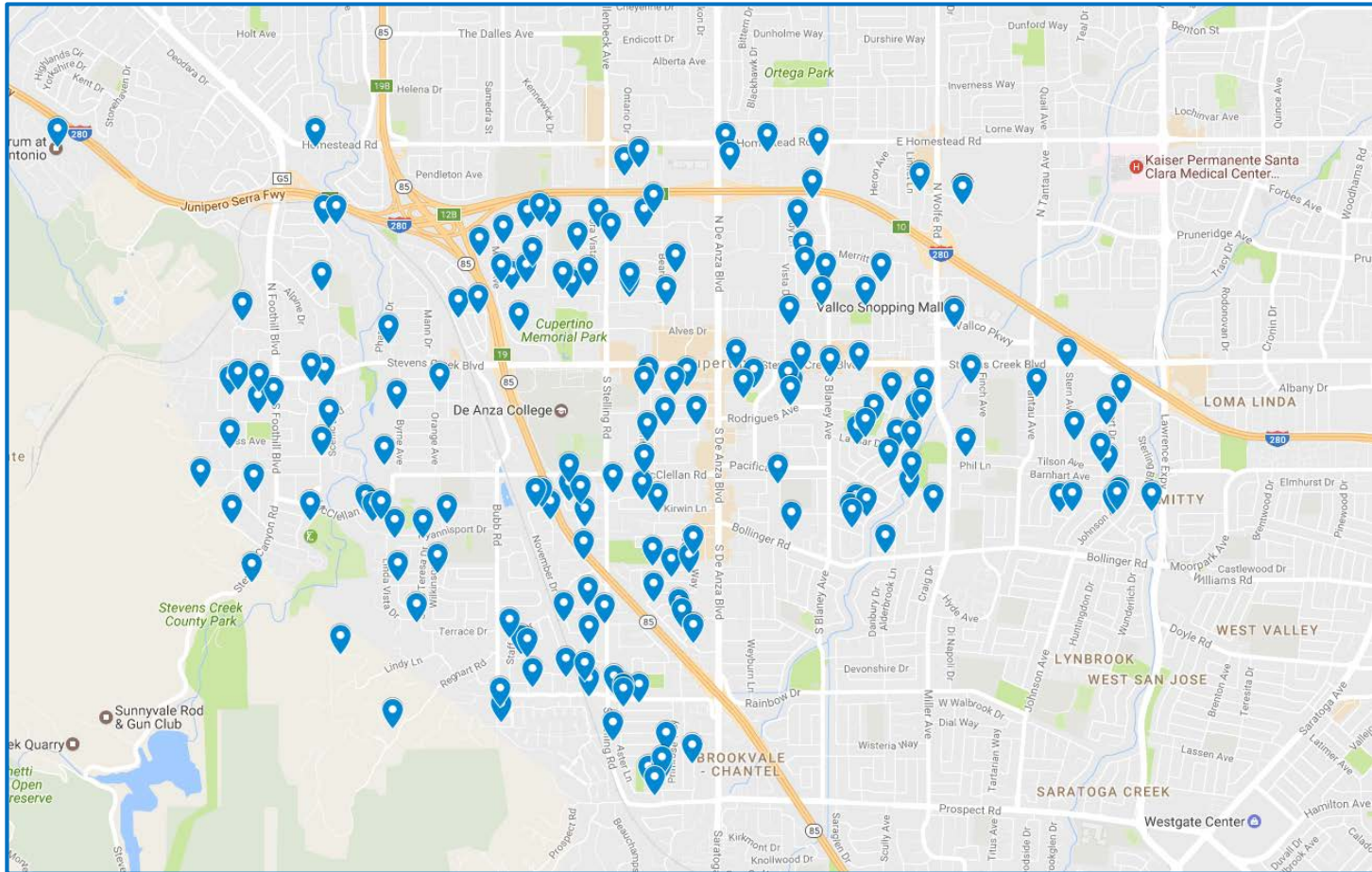


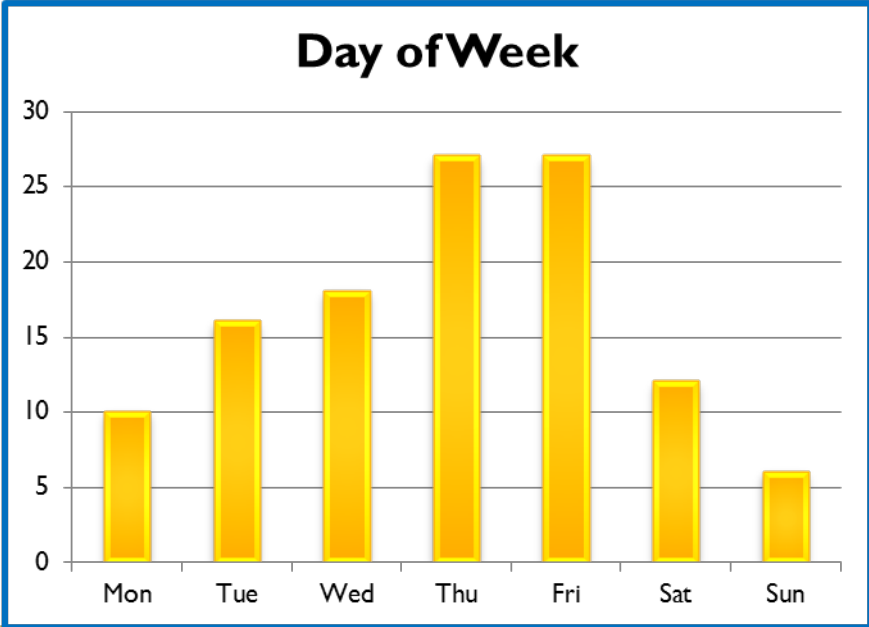
City of Cupertino Property Crime Index

	2015	2016	% Difference
Residential Burglary	212	172	-19% ↓
Commercial Burglary	68	75	10% ↑
Vehicle Burglary	196	180	-8% ↓
Grand Theft	103	103	0%
Auto Theft	55	65	18% ↑
Identity Theft	142	177	25% ↑



Residential Burglaries 2016

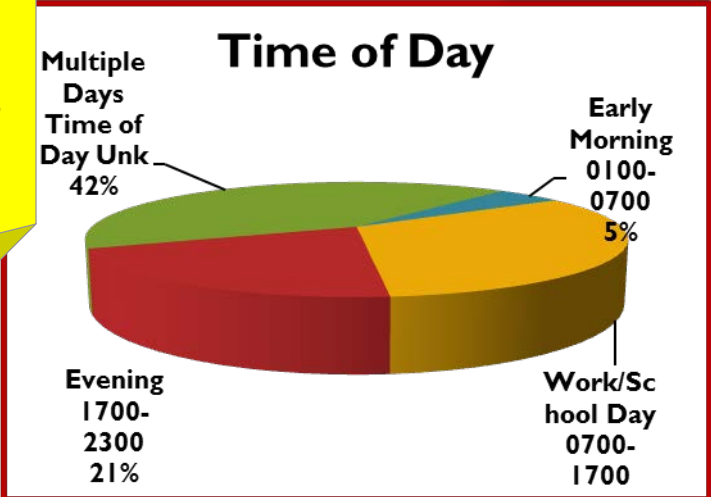




- Prevent Becoming a Victim:**
- Lock all doors and windows, including the garage door
 - Never hide a key outside and change locks upon moving into a new residence
 - Leave lights on when gone – make your home look occupied
 - Have adequate exterior lighting and utilize motion lighting
 - Sliding glass doors and windows are vulnerable and may need extra protections
 - Alarm systems are great for home security – if you have an alarm system, always activate it, even if gone only for a short period of time
 - Don't tempt a thief – hide lawnmowers, barbecues and bicycles, lock garden sheds and garages, and utilize blinds or curtains

When going out of town or on vacation, remember to:

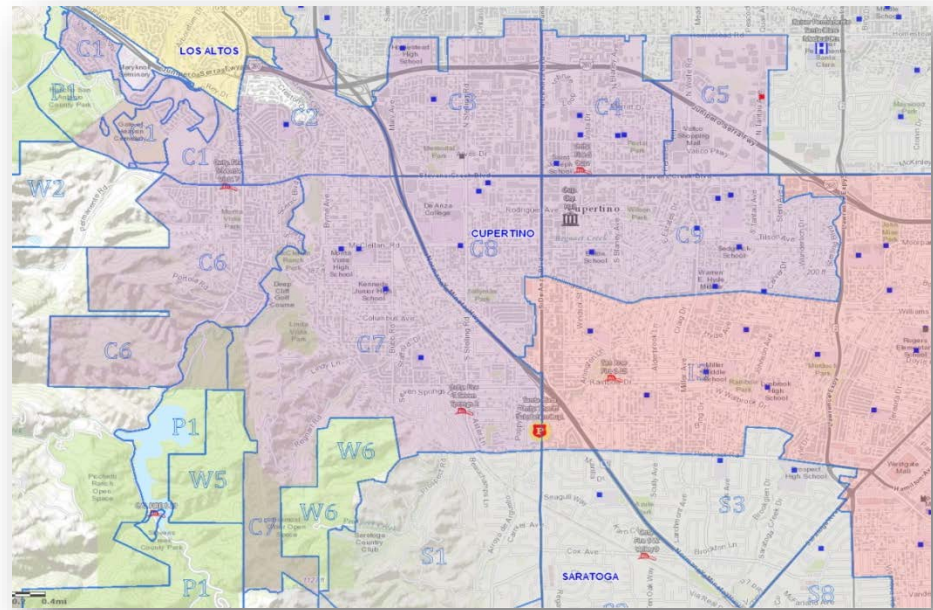
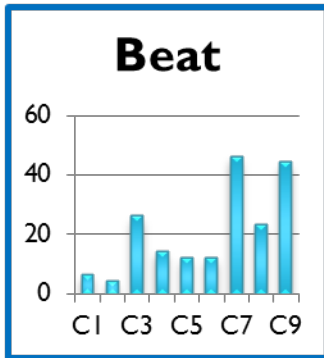
- *Let your neighbors know***
- *Place a hold on mail and newspaper delivery***
- *Request a patrol check***
- *Activate your alarm and notify your alarm company***
- *NOT post that you'll be out of town on any social media***



Residential Burglaries



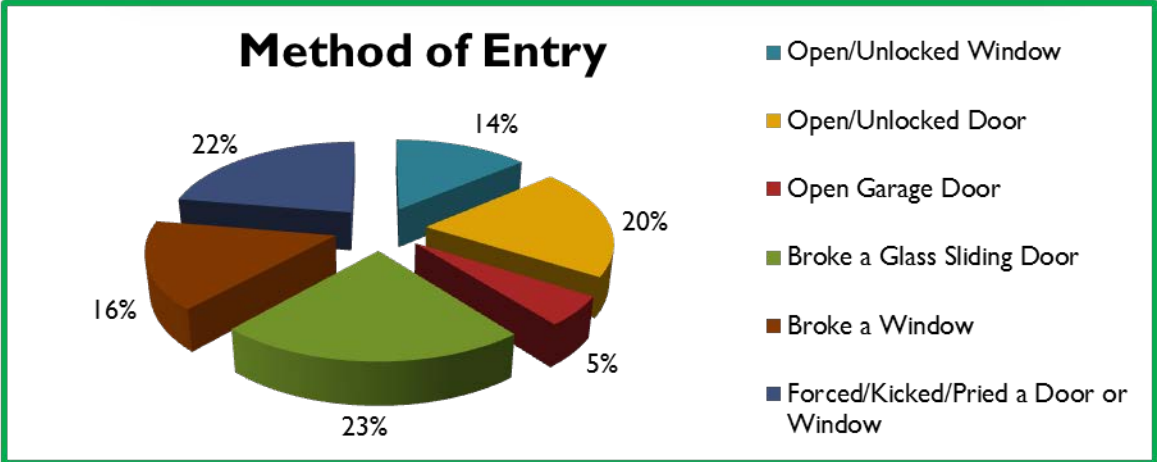
Residential Burglaries



2016

34% of all Cupertino residential burglaries – entries were made through an unlocked window or door

Secure your residence!



Residential Burglaries 2016

- From the 2016 Residential Burglaries, we learned:
 - More than one person involved
 - Male and Females
 - Items of choice
 - Jewelry, laptops, Smart electronics, money,
 - Smaller sized items of value
 - Homes closer to Hwys/Expressways higher probability
 - Vehicle(s) utilized
 - Paper plates, stolen plates, rental cars



Residential Burglaries 2016

- Vehicle(s) Park in Vicinity of Target house
- One or Two Suspects walk toward target house and may knock or jump/open side fence.
- Suspects will look for an open window/door or break/kick-in doors
- Suspects will direct their attention to master bedroom/den
- Usually 3-5 minutes in home



Residential Security Survey

Contact the West Valley Patrol Division

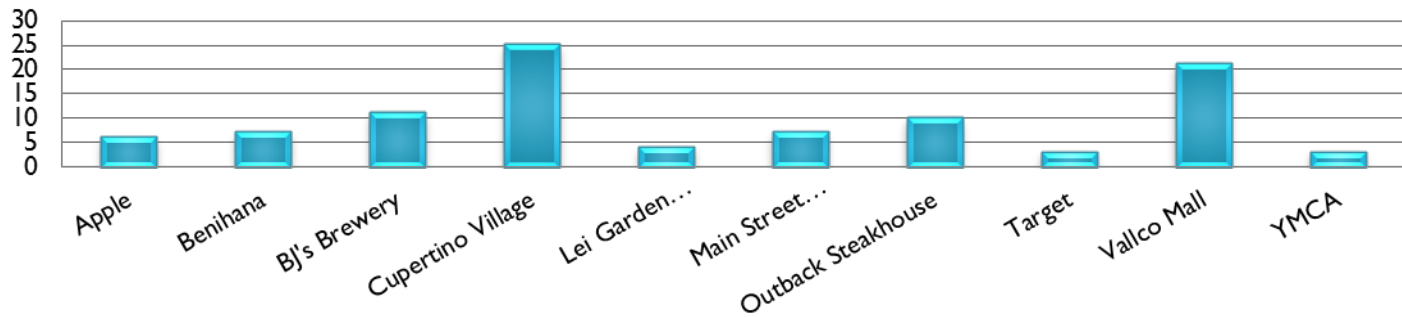
Phone: 408-868-6600

E-mail: WVAdmin@Sheriff.sccgov.org

Request a Residential Security Survey



Commercial Hot Spots



Prevent Becoming a Victim:

Do not leave valuables in car, especially in plain view

Do not leave windows or sunroof open

Do not leave doors unlocked

Do not leave keys in the vehicle

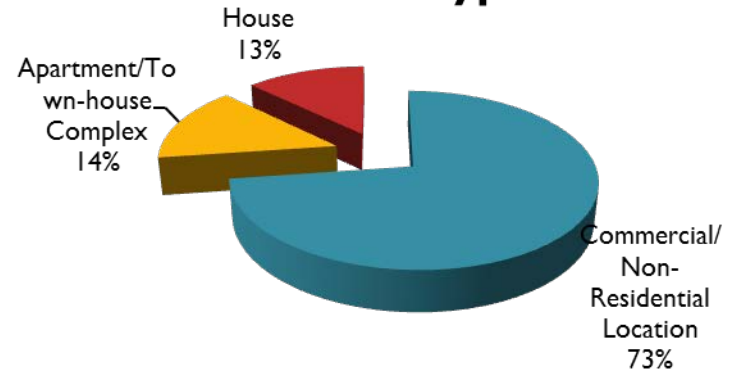
Do not leave the garage door opener in plain view

Do not leave documents in vehicle which may contain sensitive, personal information

Do not move valuable items to trunk while in public view

Park your vehicle in the garage if possible

Location Type

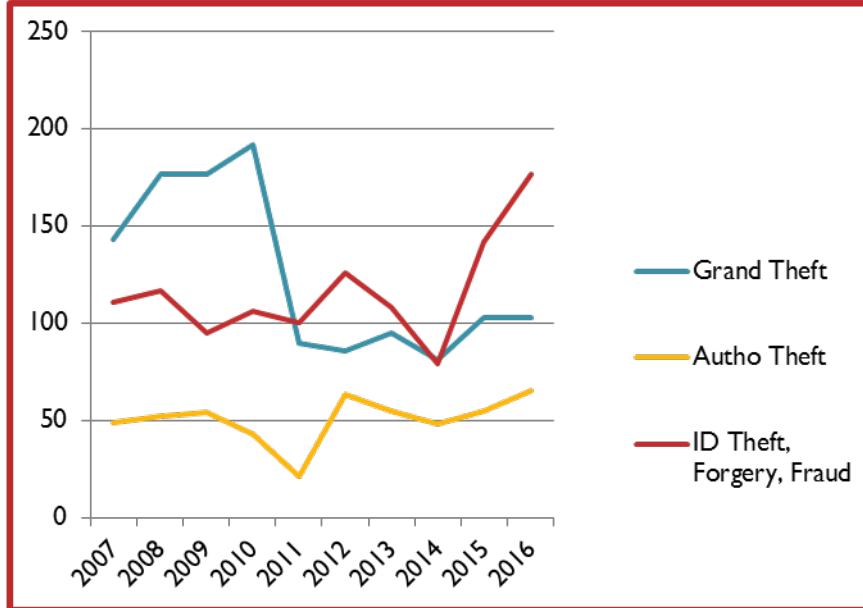


Vehicle Burglaries

Method of Entry:

- Window break – 81%
- Unknown, no signs of forced entry – 10%
- Unlocked or open window(s) or door(s) – 3%
- Punched or tampered with lock – 2%
- Shaved or master key – 1%





“Identify theft, defined as the successful or attempted misuse of credit-card, bank-account or other personal information to commit fraud, is expected to surpass traditional theft as the leading form of property crime. Security analysts say everyone should prepare to become a victim at some point.”

USA Today, “Identity Theft Growing, Costly to Victims,” J. Craig Anderson, The Arizona Republic, April 2014

Prevent Becoming a Victim:

- Do not give out personal information over the phone, through the mail, or over the Internet – do not share this information unless you have initiated the exchange or are absolutely sure of who is receiving it
- Shred all documents, including pre-approved credit card applications received in your name, bank checks and statements, and other financial documents
- Do not use your name, date of birth, Social Security number, address, or any other personal information for passwords
- Never disclose your information in response to an e-mail or pop-up – legitimate businesses would never ask you to do this (if you are concerned about an e-mail you received from a company, don’t open any e-mail links, and contact that company directly by phone to verify)
- Regularly collect your mail, check your credit card and bank statements and keep track of your transactions
- When you order new credit cards in the mail, or previous ones have expired, watch the mail closely to make sure you receive new cards timely
- Order and check your credit reports biannually
- Never carry important personal information with you – take only what you need

*Identity
Theft*



How To Be A Good Witness

- CALL 911 to report Activity
 - Location
 - Your Exact Location
 - Allow the Dispatcher to ask you questions
 - Do Not Hang Up!
- Activity
 - What is suspicious about the person/vehicle?
 - Where did this occur?
 - When did it occur?



How To Be A Good Witness

● Suspect

- Gender
- Approximate age
- Race
- Height and weight or build type
- Skin tone
- Clothing description (hat, coat, shirt, etc.)
- Hair color and style (including facial hair)
- Eye color and shape, glasses
- Tattoos, scars, birthmarks
- Weapons (gun, knife, stick, walking cane)
- Direction suspect fled to and how?
- Suspect's identity (if you know)
- Other distinguishing features
- Last direction of travel



How To Be A Good Witness-Vehicle

- Vehicle

- Remember the acronym

“**CLAMMS**”

C = Color of car

L = License plate number

A = Additional distinguishing features
(stickers, special rims, body damage)

M = Make (Ford, BMW, Mini)

M = Model (2-door, 4-door, truck, SUV)

S = State of license plate if not CA

- How many occupants?
- Last direction of travel



How To Be A Good Witness (Profile of a Residential Burglary)

- On a weekday at about 11:30 PM, S01, S02, S03, and S04 broke into Victims residence through unsecured garage doors. Suspects stole approximately \$40,000 in purses and approximately \$1,500 in basketball shoes. W01, W02, W03, and W04 observed suspect(s) and their vehicle, but did not call the Sheriff's Office until a short time later. Fingerprints, photographs, DNA and other items of evidence were booked into evidence. Three suspects were subsequently arrested and booked. The 4th remains at large.



Additional Suggestions

- Property Lists
 - Create a list of High-value Possessions
 - Electronics, jewelry, art, firearms
 - Including description, serial number, value
 - **Include photos or a CD of photos
 - Place this list in a secure location
 - Create A Video Inventory Of Possessions
 - Video record a history of your possessions
 - Include a verbal description, serial number and value

*(Frequently Law Enforcement encounter items that appear to be stolen with no manner in which to identify the owner(s).



Common Telephone Scams

- Phone scams are no joke. Scammers target millions of Americans every year via robo dialers and many people fall victim as they are threatened with arrest warrants or guaranteed free vacations. One of the most infamous phone scams, the IRS scam, has stolen over **\$14 Million Collectively since October 2013** and it's on the rise. Here us a list of the 8 most common phone scams to she Sheriff's Office has investigated:
 - **1. Free Vacations and Prizes**
 - **2. Phishing Scams**
 - **3. Loan Scams**
 - **4. Phony Debt Collectors**
 - **5. Fake Charities**
 - **6. Medical Alert/Scams Targeting Seniors**
 - **7. Warrant Threats**
 - **8. IRS Calls**



Common Telephone Scams

- Sgt. Jackson with the Santa Clara County Sheriff's Office stating that Christine has a warrant because she failed to appear for jury duty.



- IRS Agent calling because of unpaid taxes

- Requesting Victim to go to Target to buy I-Tunes cards



Reporting Suspicious Activity

- Our Deputies Want To Catch Bad Guys!
 - We need your help
 - You know who/what belongs and doesn't
- Please Report Suspicious
 - Persons
 - Vehicles
 - Activity
 - Packages



Personal Safety

- **Top Causes of Unintentional Injury and Death in Homes and Communities**
- According to [*Injury Facts 2016](#), about 136,053 people died from unintentional-injury-related deaths in 2014. That's 136,053 times someone's ordinary day turned tragic.
- Often, these tragedies happen when least expected – during a vacation, while doing chores at home or while driving across town. Here, in order, are the top causes of unintentional injury and death in homes and communities.
 1. Poisoning
 2. Motor Vehicle Crash
 3. Falls
 4. Choking and Suffocation
 5. Drowning
 6. Fires and Burns
 7. Natural and Environmental Incidents

*National Safety Council



Personal Safety

- Try **NOT** to go out alone at night. Avoid unfamiliar areas, if possible.
- Don't take shortcuts: don't walk in or near alleys, and don't walk on deserted streets.
- Use caution in parking lots, and don't walk in poorly lighted areas, or dark doorways, or near shrubbery.
- Don't accept rides from strangers, and don't respond to comments from strangers on the street.
- Don't get into an empty elevator with a stranger. If you do ride with another person, stand near the control panel and if attacked, press as many of the control buttons as possible.
- Don't hitchhike, and if someone suspicious is following you, cross the street and walk into an open business.
- Watch your surroundings and be alert for suspicious persons, especially around banks, stores, street, and your car or home.
- If you are alone at work after business hours, keep the door locked.
- If you work late, ask the security guard or a co-worker to walk you to your car.
- When meeting a new friend, exchange phone numbers only, not addresses. On a first date, let family and friends know where you are going. Consider a daytime meeting rather than a night meeting, for a first date, and meet in a public place.
- Keep your space - Intimate space - 0 to 1.5 feet Personal space - 1.5 to 4 feet Social space - 4 to 12 feet Public space - 12 feet or more
- Don't allow alcohol or drugs to impair your judgment. If you haven't already set a few social standards, do so and stick to them. Don't allow an overly aggressive pursuer to change your mind.



Personal Safety Cont..

- **Walk/jog on sidewalks if possible as it will reduce the likelihood that you will be struck by a vehicle.**
- **Monitor your finances periodically**
 - **Bank accounts**
 - **Retirement accounts**
 - **Credit accounts**
 - **Credit History**



Personal Safety Cont..

Pay attention to your surroundings when you are talking on your cellphone and walking!



REPORTING SUSPICIOUS ACTIVITY



Reporting Suspicious Activity

- Deputies Will Respond To Investigate
- Our Ability To Contact Persons Is Governed By
 - California Penal Code
 - Department Policies and Procedures
 - Federal Law
 - Case Law

*In most cases, Deputies must develop their own Reasonable Suspicion to stop and question someone



Strangers At Your Door

- **RESPOND** to the “knock” by talking through the door. By not responding, the person may assume no one is home & they may try your doors or go around back ...
- Never open your door for a stranger
- If a delivery or repair person arrives without notice, do not let them into your home. Verify with their company.
- If they refuse to show ID or company states they don't have appointment scheduled, **Call 911**



How To Report Suspicious Incidents

- Report Immediately
 - Time is of the essence
- Emergency 9-1-1
- Non-emergency
 - Sheriff's Dispatch 408-299-2311
 - Sheriff's Substation 408-868-6600 (M-F 8:00-5:00)



In Conclusion

- Criminals are generally lazy! Be aware of and prevent against **Crimes of Opportunity!**
- Lock your doors and windows (house/vehicle)
- Turn on alarms and keep info up to date
- Secure all valuables in a secure location out of sight if in a vehicle
- Be aware of your surroundings and who is around you



In Conclusion (Cont.)

- We want to know about suspicious activities in your neighborhood. You are the best person to recognize problems
- Call 9-1-1, as soon as possible. Don't hesitate by over-thinking it. We need the information as you see it.
- Never place your personal safety or the safety of those around you in jeopardy. Make a mental picture of the suspect(s) and/or vehicle.
- Never confront the suspect(s). Do not follow suspect(s)
- **Be a good witness**, not a potential victim.





Sheriff's Office West
Valley Substation

(408) 868-6600
8am to 5pm

Emergencies **CALL**
9-1-1

Non-emergency
(408) 299-2311



QUESTIONS?

