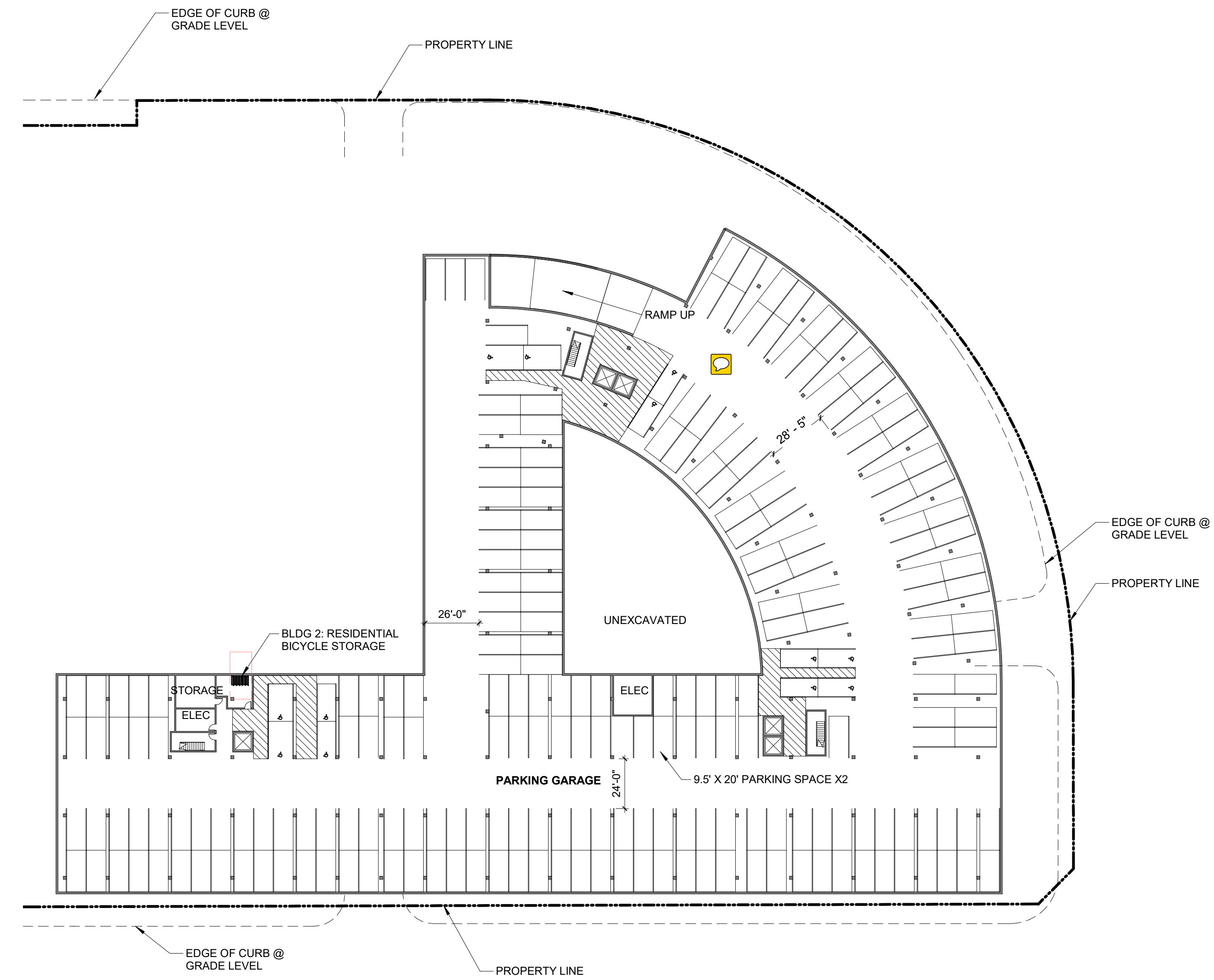



BICYCLE PARKING MATRIX			
GARAGE :	PROVIDED PARKING:	TYPE:	NOTES:
BUILDING 1 - RETAIL: SHORT TERM LONG TERM	4 SPACES 14 SPACES	CLASS II CLASS I	LOCATED ADJACENT TO BUILDING LOCATED IN SECURE BIKE ROOM IN BLDG.
BUILDING 2 - RETAIL SHORT TERM LONG TERM	1 SPACES 3 SPACES	CLASS II CLASS I	LOCATED ADJACENT TO BUILDING LOCATED IN SECURE BIKE ROOM IN BLDG.
BUILDING 1 - RESIDENTIAL:	9 SPACES	CLASS I	LOCATED IN SECURE BIKE ROOM IN BLDG.
BUILDING 2 - RESIDENTIAL:	3 SPACES	CLASS I	LOCATED IN SECURE BIKE ROOM IN BLDG.
TOTAL:	34 SPACES		

AUTO PARKING MATRIX				
USE:	REQUIRED PARKING:	SIZE:	PROVIDED PARKING:	NOTES:
BUILDING 1 - RETAIL ACCESSIBLE - CAR ACCESSIBLE - VAN	66 SPACES 2 SPACES 1 SPACES	UNI-SIZE 9'X18' 12'X18'	66 SPACES 2 SPACES 1 SPACES	LOCATED AT GRADE. LOCATED AT GRADE. LOCATED AT GRADE.
BUILDING 2 - RETAIL : ACCESSIBLE - CAR ACCESSIBLE - VAN	14 SPACES 0 SPACES 1 SPACES	UNI-SIZE 9'X18' 12'X18'	14 SPACES 0 SPACES 1 SPACES	LOCATED AT GRADE. LOCATED AT GRADE. LOCATED AT GRADE.
BUILDING 1 - RESIDENTIAL: ACCESSIBLE - CAR ACCESSIBLE - VAN	86 COVERED/ 86 OPEN 3 SPACES 1 SPACES	9.5'X20' 9.5'X20' 9'X18'	172 SPACES (86 TANDEM) 3 SPACES (SINGLE) 3 TANDEM SPACES 1 TANDEM SPACE	ASSIGNED SPACES. LOCATED IN GARAGE. LOCATED IN GARAGE. LOCATED IN GARAGE. LOCATED IN GARAGE.
BUILDING 2 - RESIDENTIAL: ACCESSIBLE - CAR ACCESSIBLE - VAN	30 COVERED/ 30 OPEN 1 SPACES 1 SPACES	9.5'X20' 9'X18' 12'X18'	60 SPACES (30 TANDEM) 1 TANDEM SPACES 1 TANDEM SPACE	ASSIGNED SPACES. LOCATED IN GARAGE. LOCATED IN GARAGE. LOCATED IN GARAGE.
TOWNHOUSES / ROWHOUSES ACCESSIBLE COVERED ACCESSIBLE OPEN - CAR ACCESSIBLE OPEN - VAN	176 COVERED/ 70.4 OPEN 4 SPACES 3 SPACES 1 SPACES	10X20 12'X18' 9'X18' 12'X18'	176 COVERED / 71 OPEN 4 SPACES 3 SPACES 1 SPACE	COVERED LOCATED IN GARAGES IN UNITS, OPEN LOCATED AT GRADE. IN GARAGE IN ACCESSIBLE UNIT. LOCATED AT GRADE. LOCATED AT GRADE.
TOTAL:	559 SPACES		561 SPACES	



1645 NW HOYT
PORTLAND OREGON 97209
503 444 2200



WESTPORT CUPERTINO

KT URBAN
21267 STEVENS CREEK
BLVD, CUPERTINO, CA

PROJECT NO.: 14148
DRAWN: Author
DATE: 2018 MAY 17
SITE PLAN APPLICATION
REVISION: DESCRIPTION:

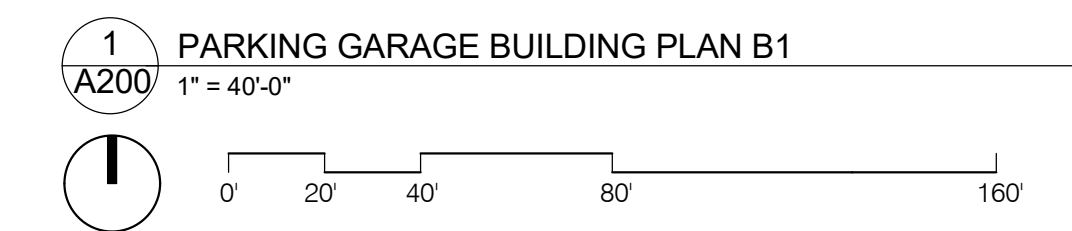
**PRELIMINARY,
NOT FOR
CONSTRUCTION**

SITE PLAN APPLICATION

REPRODUCTION OF THIS DRAWING IS EXPRESSLY FORBIDDEN WITHOUT THE SPECIFIC WRITTEN PERMISSION OF C2K ARCHITECTURE INC. THIS DRAWING IS ONLY CONDITIONALLY VALID, AND WITHOUT RECEIPT OR POSSESSION THEREOF, CONTERS OR TRANSFERS ANY RIGHT TO, OR LICENSE TO USE THE SUBJECT MATTER OF THIS DRAWING OR ANY TECHNICAL INFORMATION SHOWN THEREON FOR ANY RIGHT TO REPRODUCE THIS DRAWING OR PART THEREOF, WITHOUT THE WRITTEN AUTHORIZATION OF C2K ARCHITECTURE INC.

SHEET TITLE:
LEVEL B1 PLAN

SHEET NO.:
A200



C:\Users\sohlaber\Documents\14148_Westport-Mixed Use_CENTRAL_sohlaber.rvt

5/15/2018 4:03:14 PM