
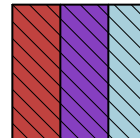


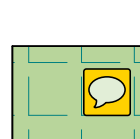
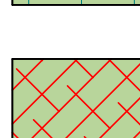


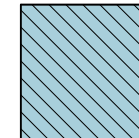

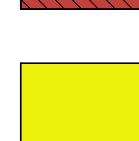
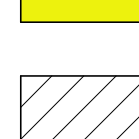
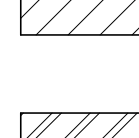




**ARCHITECTURE INC**  
 1645 NW HOYT  
 PORTLAND OREGON 97209  
 503 444 2200

**OPEN SPACE LEGEND:**

-  GROSS SITE AREA = 352,836 SF (8.1 Acres)  
NET SITE AREA = 343,958 SF
-  BUILDING COVERAGE AREA = 105,916 SF  
105,916 / 343,958 = 30.8% NET SITE
-  HARDSCAPE AREA = 148,422 SF  
148,422 / 343,958 = 43.2% NET SITE
-  LANDSCAPE AREA = 89,260 SF  
89,260 / 343,958 = 26.0% NET SITE
-  COMMON OPEN SPACE = 31,087 SF  
204 UNITS X 150SF/UNIT = 30,600 SF MIN REQ'D
-  COMMON LANDSCAPE SPACE = 22,043 SF  
70%-80% OF COMMON OPEN SPACE REQ'D = 21,760 SF - 24,870 SF REQ'D  
22,043 SF / 31,087 SF = 71% PROVIDED
-  COMMON HARDSCAPE SPACE = 6396 SF  
20%-30% OF COMMON OPEN SPACE REQ'D = 6217 SF - 9326 SF REQ'D  
6396 SF / 22,043 SF = 29% PROVIDED
-  RESIDENTIAL
-  BUILDING LOBBIES/ SUPPORT SPACE
-  RETAIL  
GROSS AREA RETAIL = 20,000 SF
-  SURFACE PARKING AREA = 34,033 SF
-  TH/RH PRIVATE OUTDOOR SPACE = 10,477 SF  
NOTE:  
EACH RESIDENTIAL UNIT IS PROVIDED WITH A  
MINIMUM 60 SF PRIVATE OUTDOOR SPACE
-  COMMON RETAIL OUTDOOR SPACE = 5358 SF



CITY STAMP

**WESTPORT  
CUPERTINO**

KT URBAN  
 21267 STEVENS CREEK  
 BLVD, CUPERTINO, CA

PROJECT NO.: 14148  
 DRAWN: Author  
 DATE: 2018 MAY 17  
 SITE PLAN APPLICATION  
 REVISION: DESCRIPTION

**PRELIMINARY,  
NOT FOR  
CONSTRUCTION**

**SITE PLAN APPLICATION**

REPRODUCTION OF THIS DRAWING IS EXPRESSLY FORBIDDEN WITHOUT THE SPECIFIC WRITTEN PERMISSION OF C2K ARCHITECTURE INC. THIS DRAWING IS ONLY CONDITIONALLY VALID AND WITHOUT RECEIPT OR POSSESSION THEREOF COPIERS OR TRANSFERS ANY RIGHT TO OR LICENSE TO USE THE SUBJECT MATTER OF THIS DRAWING OR ANY TECHNICAL INFORMATION HEREIN. THESE ARE ANY RIGHT TO REPRODUCE THIS DRAWING OR PART THEREOF, WITHOUT THE WRITTEN AUTHORIZATION OF C2K ARCHITECTURE INC.

SHEET TITLE:  
**OPEN SPACE AREAS**

SHEET NO.:  
**G206**

**2**  
 G206 OPEN SPACE - AREA CALCULATIONS  
 1" = 40'-0"

