

Session Name

3-13-2018, 7-37 PM_Public Meeting Results

Date Created

3/13/2018 6:09:55 PM

Active Participants

96

Total Participants

96

Average Score

0.00%

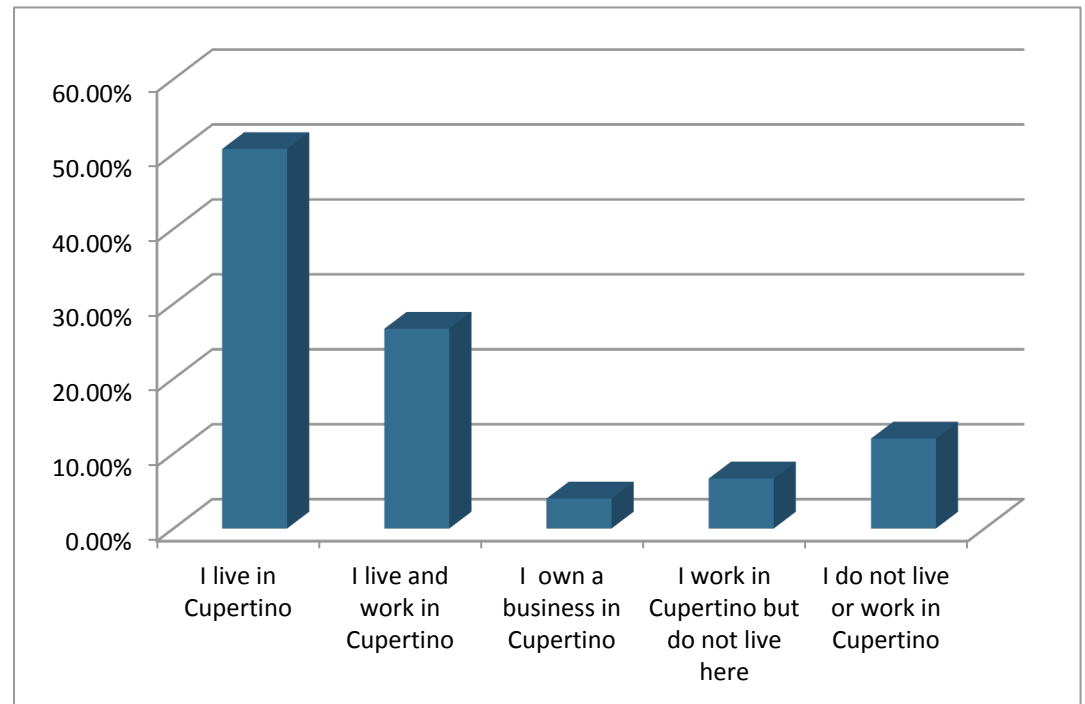
Questions

28

Results by Question

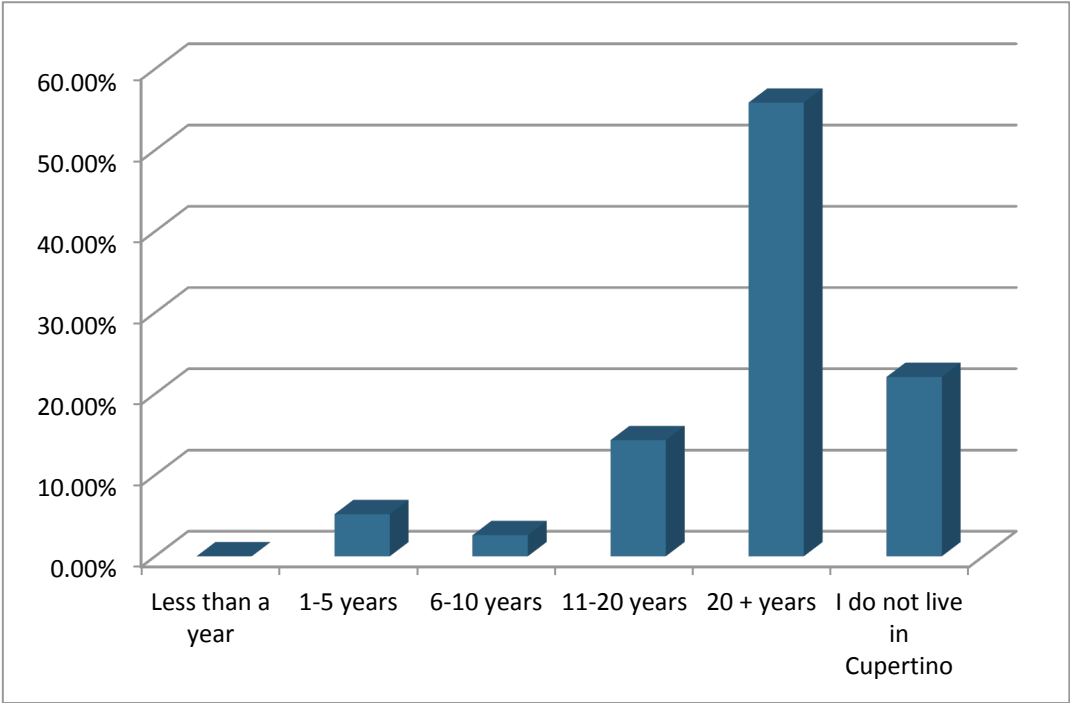
1. Poll Question: Do you live/work in Cupertino? (Multiple Choice)

| | Responses | |
|--|-------------|-----------|
| | Percent | Count |
| I live in Cupertino | 50.67% | 38 |
| I live and work in Cupertino | 26.67% | 20 |
| I own a business in Cupertino | 4.00% | 3 |
| work in Cupertino but do not live here | 6.67% | 5 |
| I do not live or work in Cupertino | 12.00% | 9 |
| Totals | 100% | 75 |



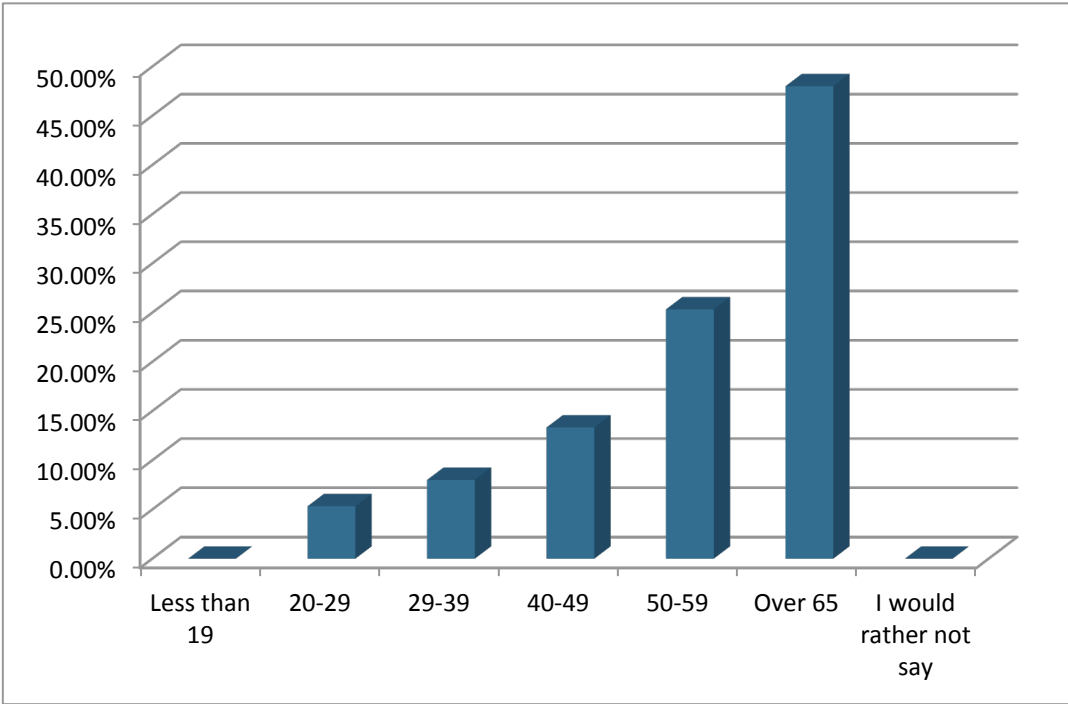
2. Poll Question: How long have you lived in Cupertino? (Multiple Choice)

| | Responses | |
|----------------------------|-----------|-------|
| | Percent | Count |
| Less than a year | 0.00% | 0 |
| 1-5 years | 5.19% | 4 |
| 6-10 years | 2.60% | 2 |
| 11-20 years | 14.29% | 11 |
| 20 + years | 55.84% | 43 |
| I do not live in Cupertino | 22.08% | 17 |
| Totals | 100% | 77 |



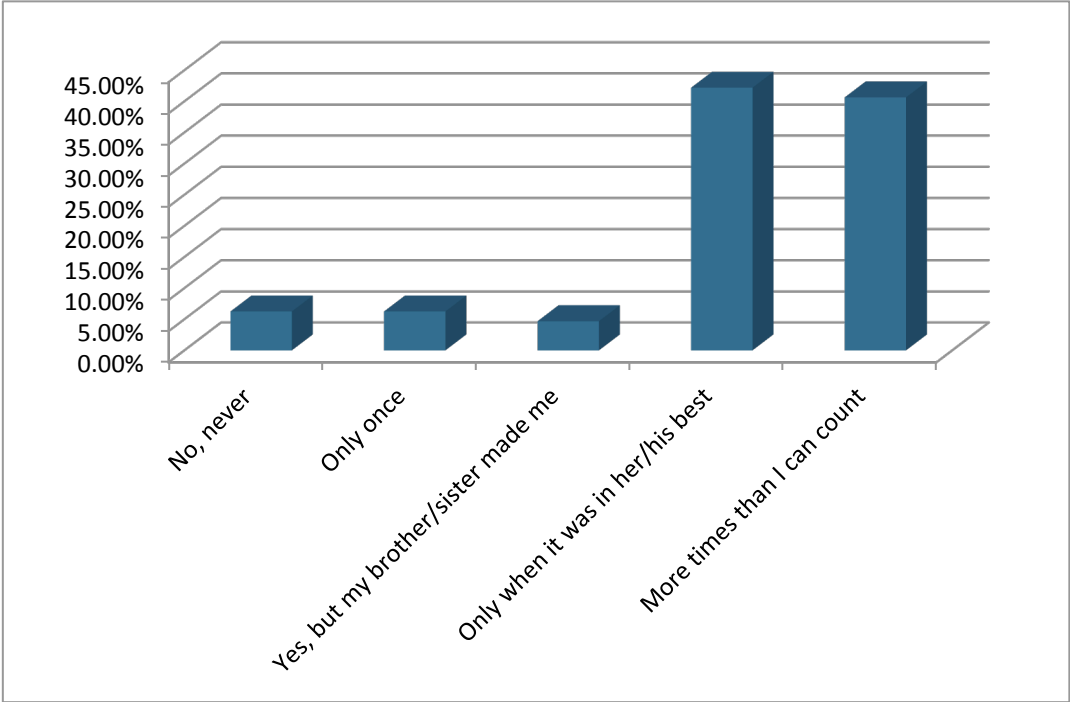
3. Poll Question: What is your age? (Multiple Choice)

| | Responses | |
|------------------------|-----------|-------|
| | Percent | Count |
| Less than 19 | 0.00% | 0 |
| 20-29 | 5.33% | 4 |
| 29-39 | 8.00% | 6 |
| 40-49 | 13.33% | 10 |
| 50-59 | 25.33% | 19 |
| Over 65 | 48.00% | 36 |
| I would rather not say | 0.00% | 0 |
| Totals | 100% | 75 |



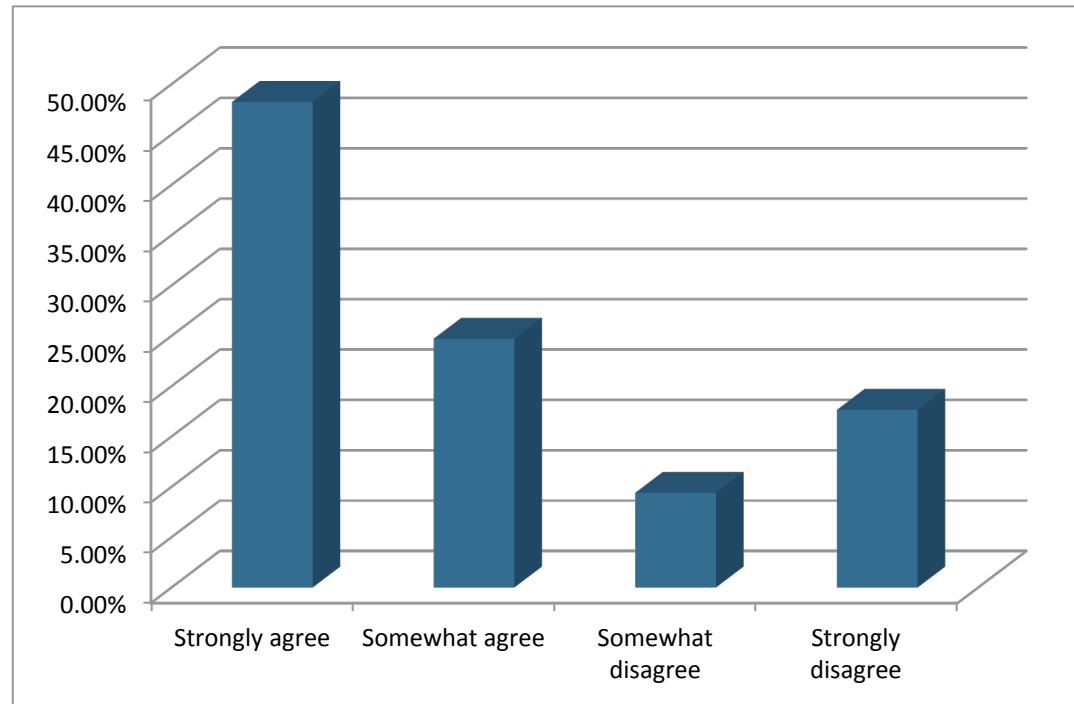
4. Poll Question: Have ever lied to your mother or father? (Multiple Choice)

| Responses | | |
|--|---------|-------|
| | Percent | Count |
| No, never | 6.25% | 4 |
| Only once | 6.25% | 4 |
| s, but my brother/sister made me do it | 4.69% | 3 |
| nly when it was in her/his best interest | 42.19% | 27 |
| More times than I can count | 40.63% | 26 |
| Totals | 100% | 64 |



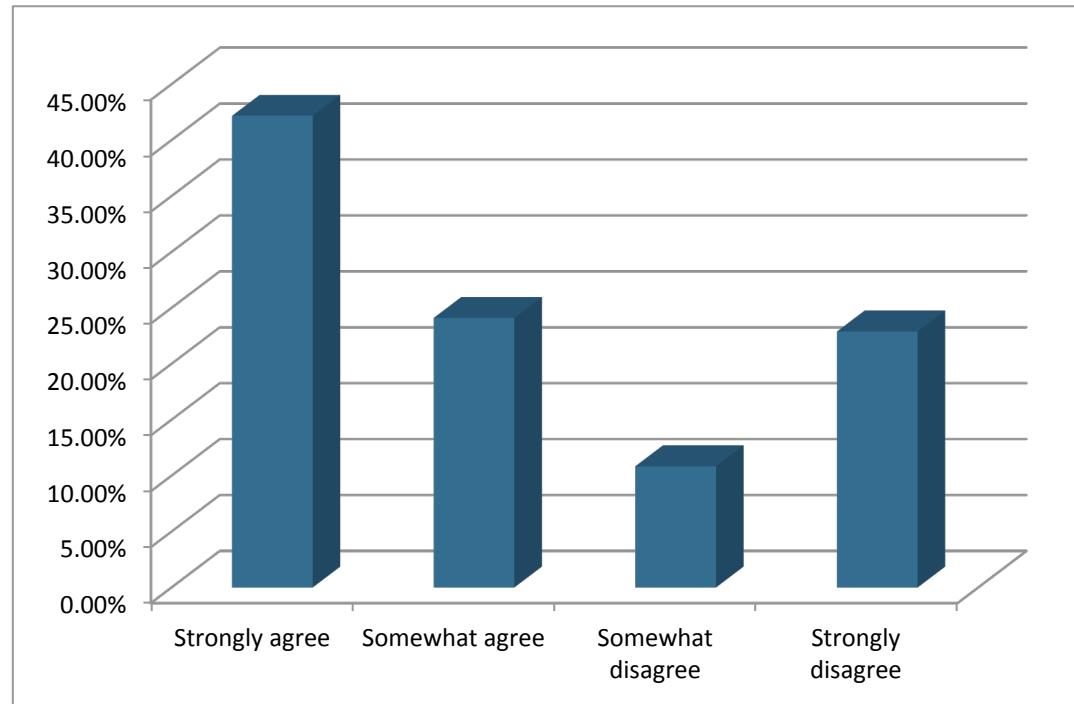
5. 1.1 Provide a heart and soul for Cupertino (Multiple Choice)

| | Responses | |
|-------------------|-----------|-------|
| | Percent | Count |
| Strongly agree | 48.24% | 41 |
| Somewhat agree | 24.71% | 21 |
| Somewhat disagree | 9.41% | 8 |
| Strongly disagree | 17.65% | 15 |
| Totals | 100% | 85 |



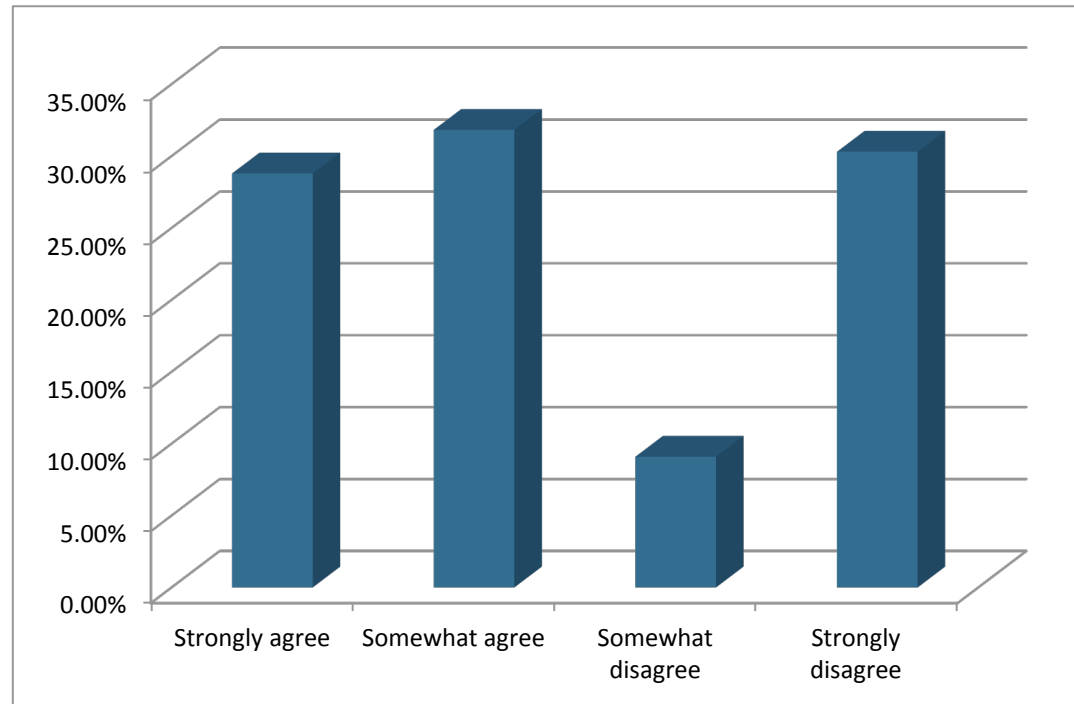
6. 1.2 Establish a distinct character and identity: Iconic: 100+ year landmark (Multiple Choice)

| | Responses | |
|-------------------|-----------|-------|
| | Percent | Count |
| Strongly agree | 42.17% | 35 |
| Somewhat agree | 24.10% | 20 |
| Somewhat disagree | 10.84% | 9 |
| Strongly disagree | 22.89% | 19 |
| Totals | 100% | 83 |



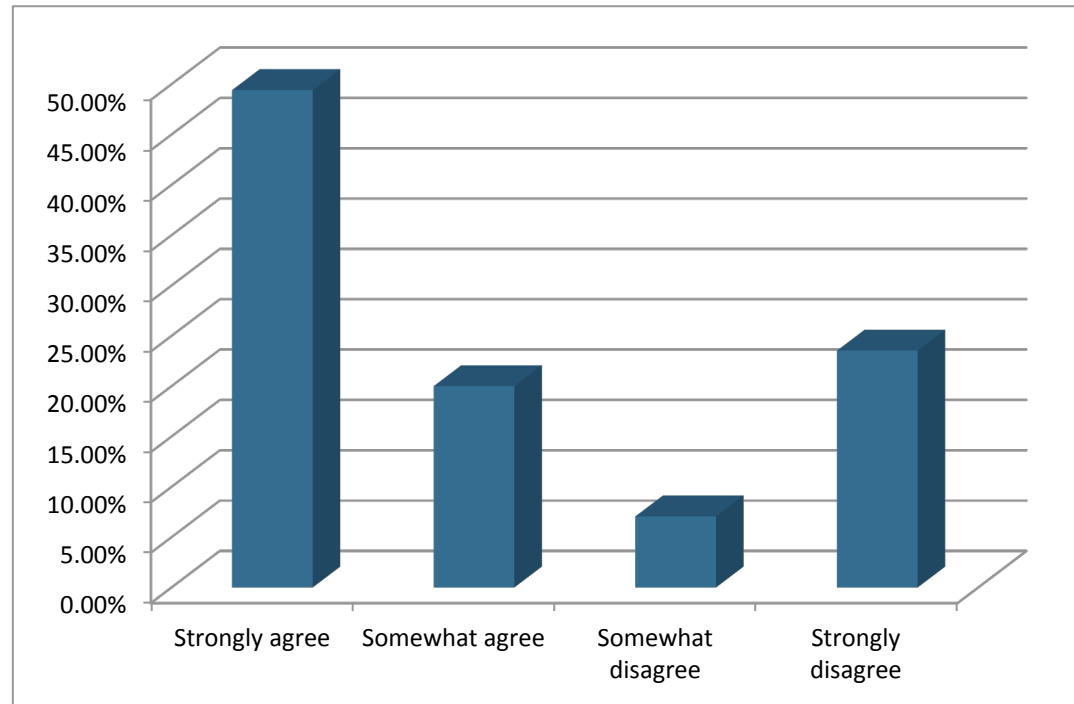
7. 1.3 Create a sense of history that Cupertino is missing (Multiple Choice)

| | Responses | |
|-------------------|-------------|-----------|
| | Percent | Count |
| Strongly agree | 28.79% | 19 |
| Somewhat agree | 31.82% | 21 |
| Somewhat disagree | 9.09% | 6 |
| Strongly disagree | 30.30% | 20 |
| Totals | 100% | 66 |



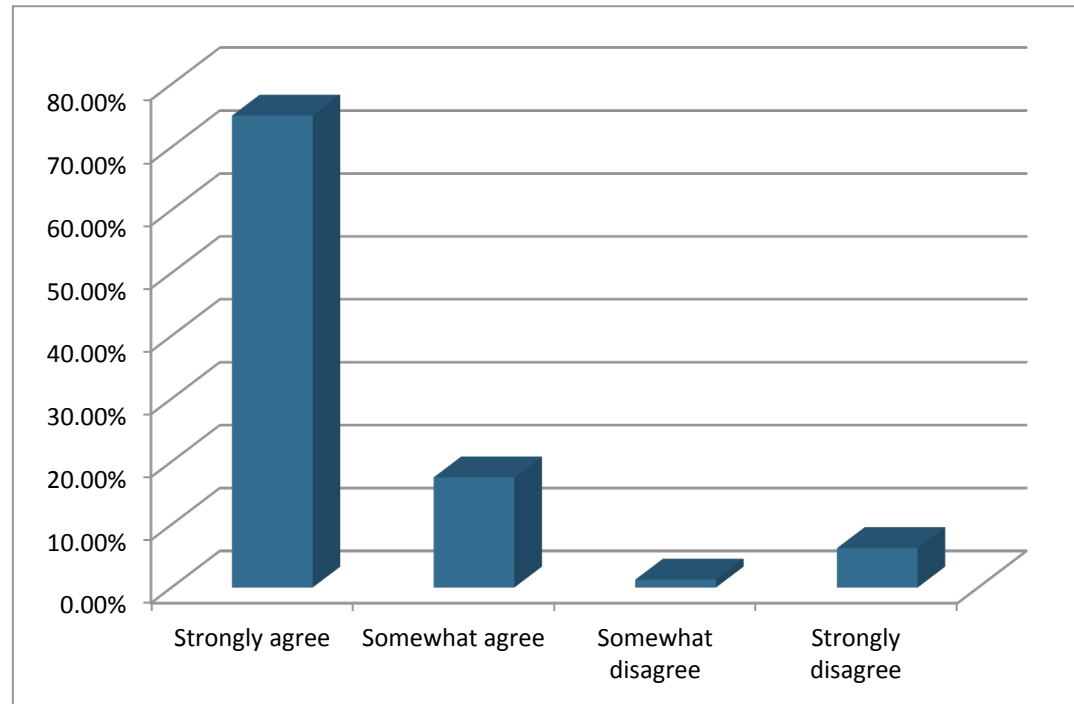
8. 1.4 A “sustainable wow factor” (Multiple Choice)

| | Responses | |
|-------------------|-------------|-----------|
| | Percent | Count |
| Strongly agree | 49.41% | 42 |
| Somewhat agree | 20.00% | 17 |
| Somewhat disagree | 7.06% | 6 |
| Strongly disagree | 23.53% | 20 |
| Totals | 100% | 85 |



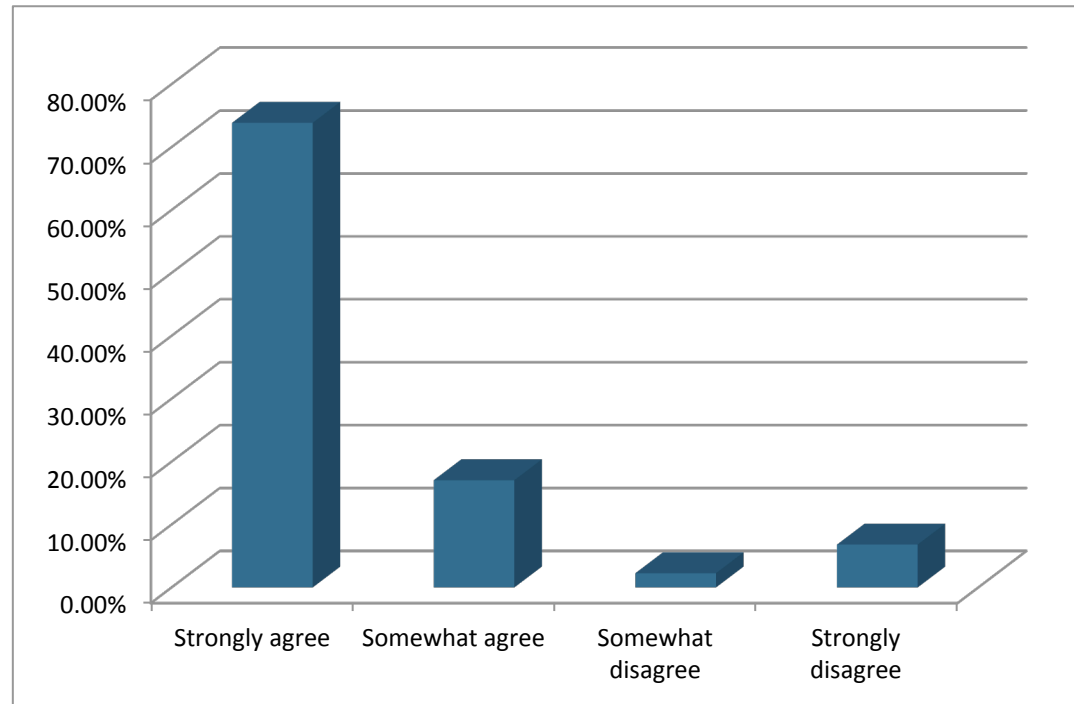
9. 2.1 Includes civic and gathering spaces of various sizes, types, functions as a focal point (Multiple Choice)

| | Responses | |
|-------------------|-------------|-----------|
| | Percent | Count |
| Strongly agree | 75.00% | 60 |
| Somewhat agree | 17.50% | 14 |
| Somewhat disagree | 1.25% | 1 |
| Strongly disagree | 6.25% | 5 |
| Totals | 100% | 80 |



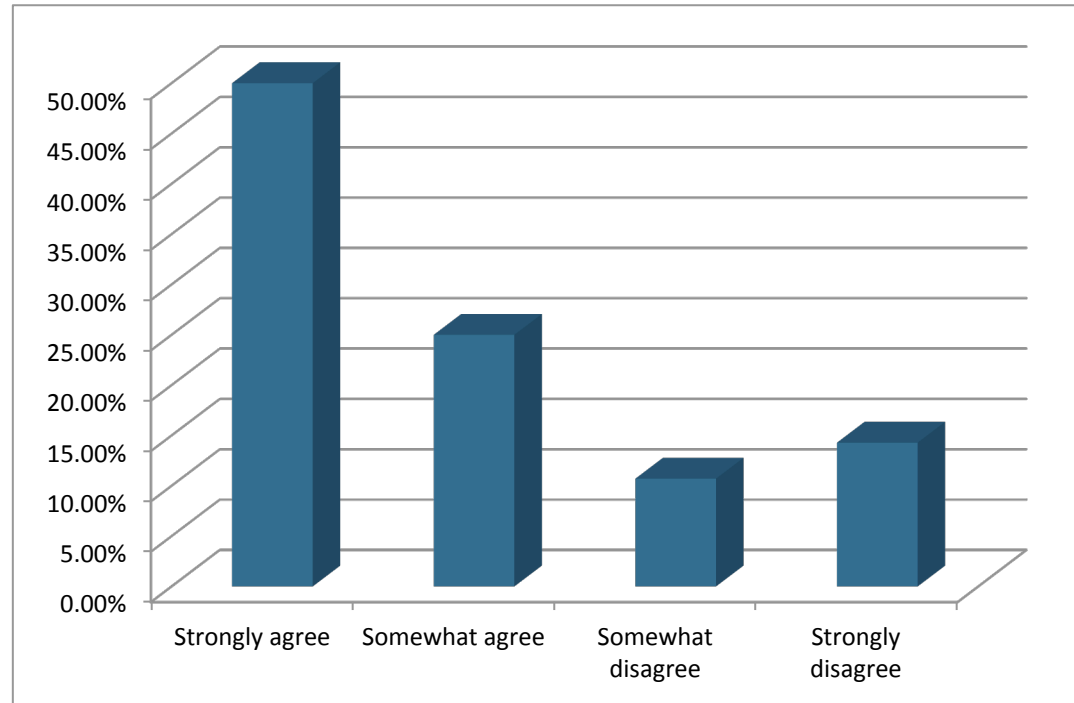
10. 2.2 Reinforces walkability within the project (Multiple Choice)

| | Responses | |
|-------------------|-------------|-----------|
| | Percent | Count |
| Strongly agree | 73.86% | 65 |
| Somewhat agree | 17.05% | 15 |
| Somewhat disagree | 2.27% | 2 |
| Strongly disagree | 6.82% | 6 |
| Totals | 100% | 88 |



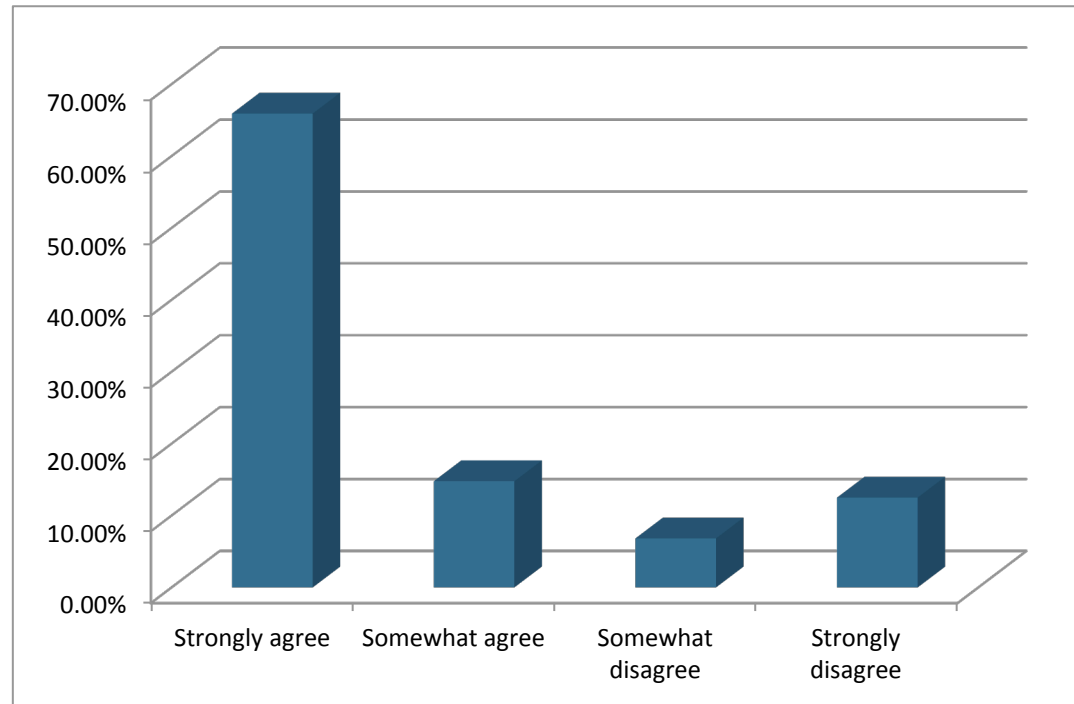
11. 3.1 Include and represent ethnic diversity of the community in the public spaces, architecture and programming. (Multiple Choice)

| | Responses | |
|-------------------|-------------|-----------|
| | Percent | Count |
| Strongly agree | 50.00% | 42 |
| Somewhat agree | 25.00% | 21 |
| Somewhat disagree | 10.71% | 9 |
| Strongly disagree | 14.29% | 12 |
| Totals | 100% | 84 |



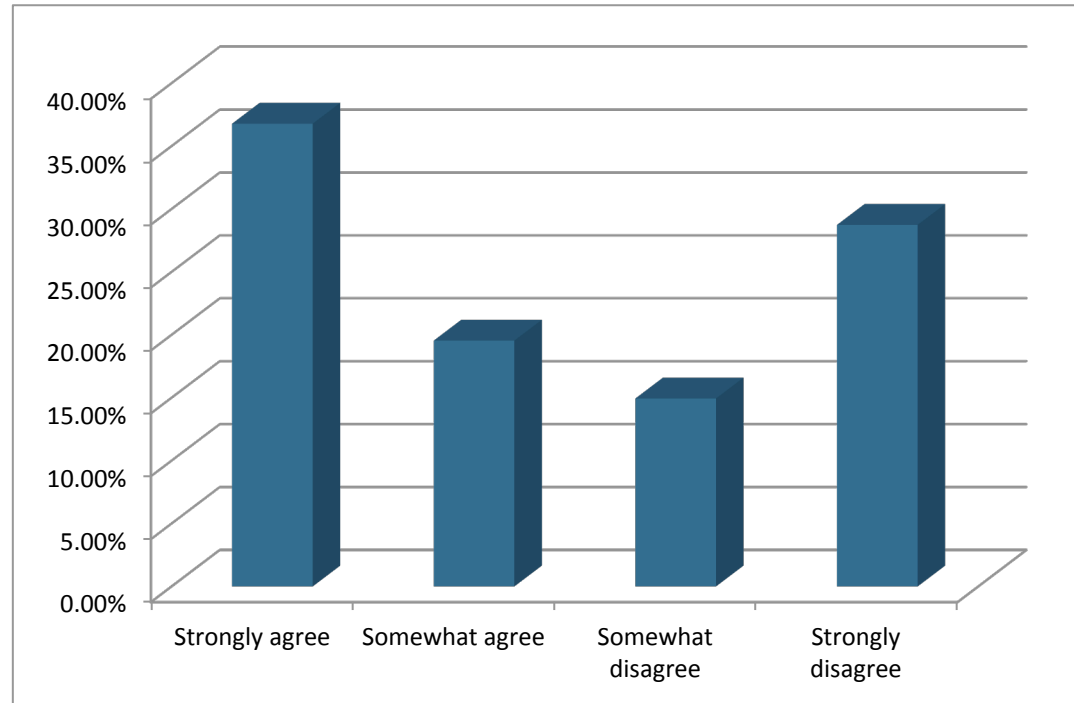
12. 3.2 Assuring that the project supports diversity – ethnic, income, age – in every way possible (Multiple Choice)

| | Responses | |
|-------------------|-----------|-------|
| | Percent | Count |
| Strongly agree | 65.91% | 58 |
| Somewhat agree | 14.77% | 13 |
| Somewhat disagree | 6.82% | 6 |
| Strongly disagree | 12.50% | 11 |
| Totals | 100% | 88 |



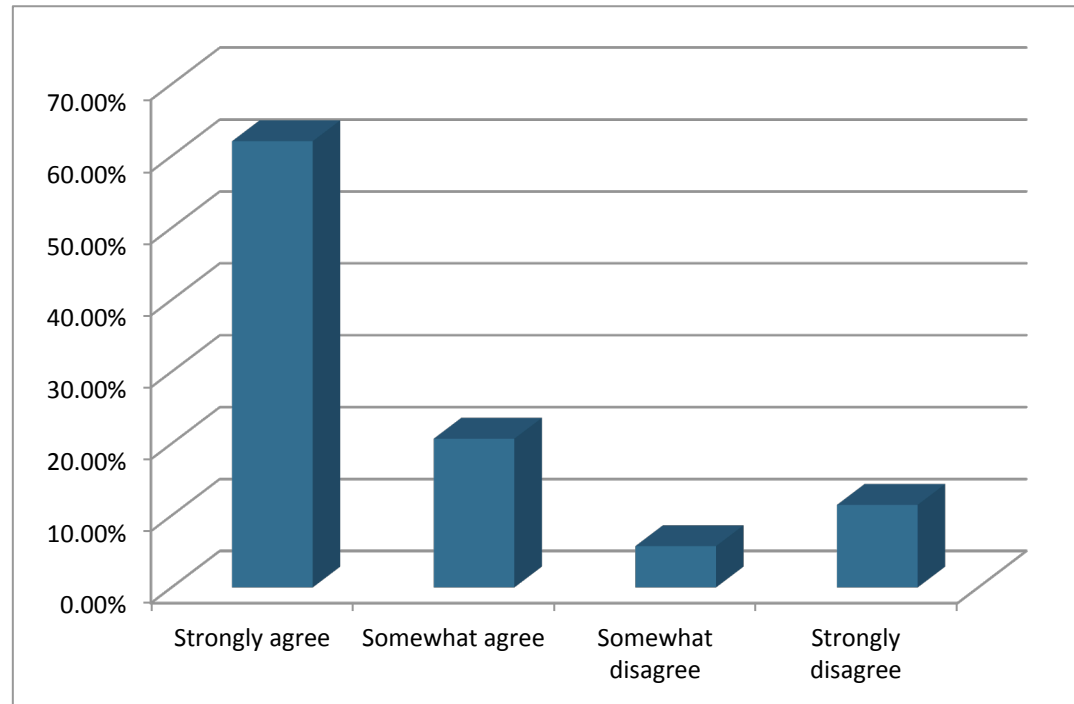
13. 4.1 Does not disrupt the balance in the City's current jobs: housing ratio. (Multiple Choice)

| | Responses | |
|-------------------|-----------|-------|
| | Percent | Count |
| Strongly agree | 36.78% | 32 |
| Somewhat agree | 19.54% | 17 |
| Somewhat disagree | 14.94% | 13 |
| Strongly disagree | 28.74% | 25 |
| Totals | 100% | 87 |



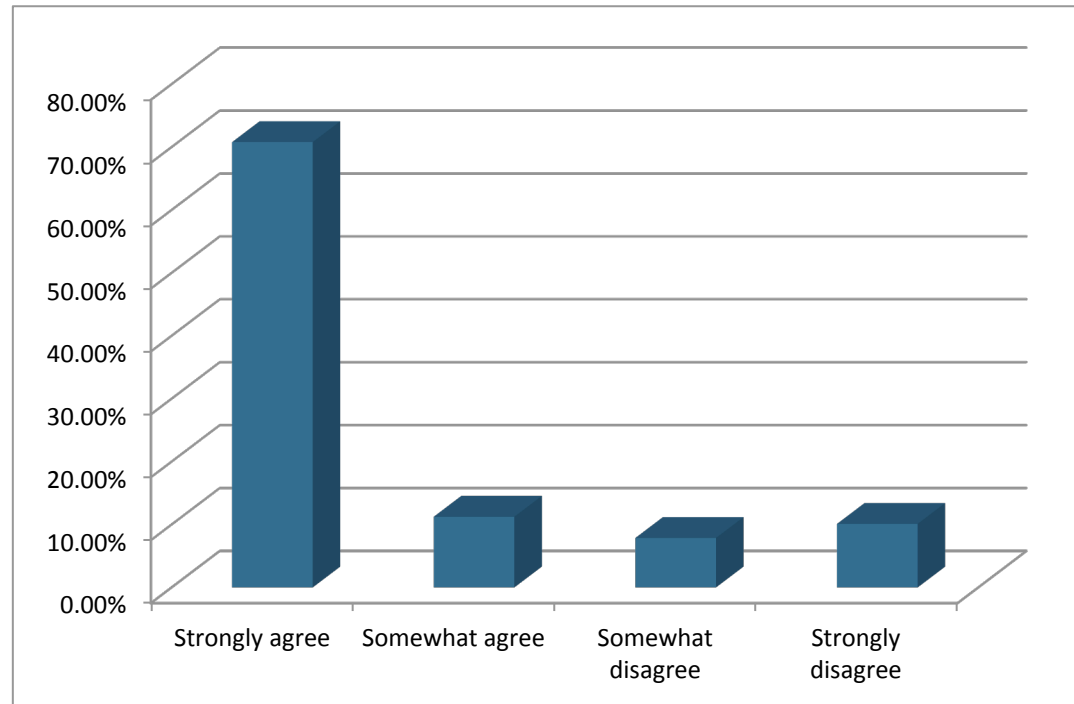
14. 4.2 Carefully assesses and monitors potential impacts on schools. (Multiple Choice)

| | Responses | |
|-------------------|-------------|-----------|
| | Percent | Count |
| Strongly agree | 62.07% | 54 |
| Somewhat agree | 20.69% | 18 |
| Somewhat disagree | 5.75% | 5 |
| Strongly disagree | 11.49% | 10 |
| Totals | 100% | 87 |



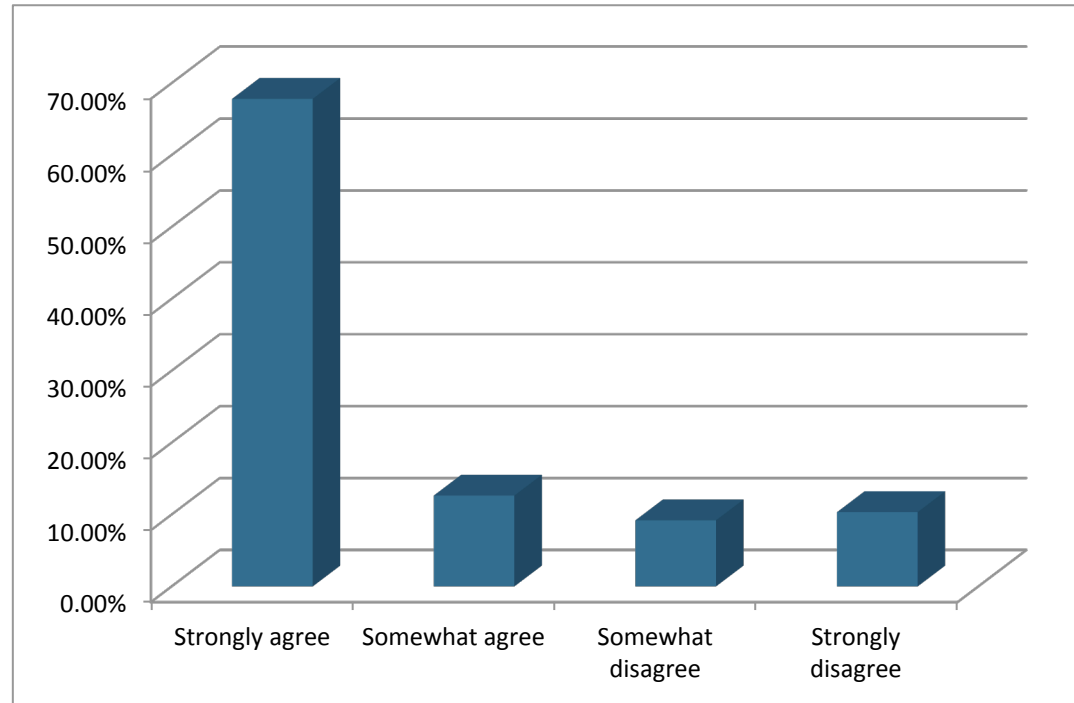
15. 4.3 Provides a vibrant retail environment that combines goods with entertainment. (Multiple Choice)

| | Responses | |
|-------------------|-----------|-------|
| | Percent | Count |
| Strongly agree | 70.79% | 63 |
| Somewhat agree | 11.24% | 10 |
| Somewhat disagree | 7.87% | 7 |
| Strongly disagree | 10.11% | 9 |
| Totals | 100% | 89 |



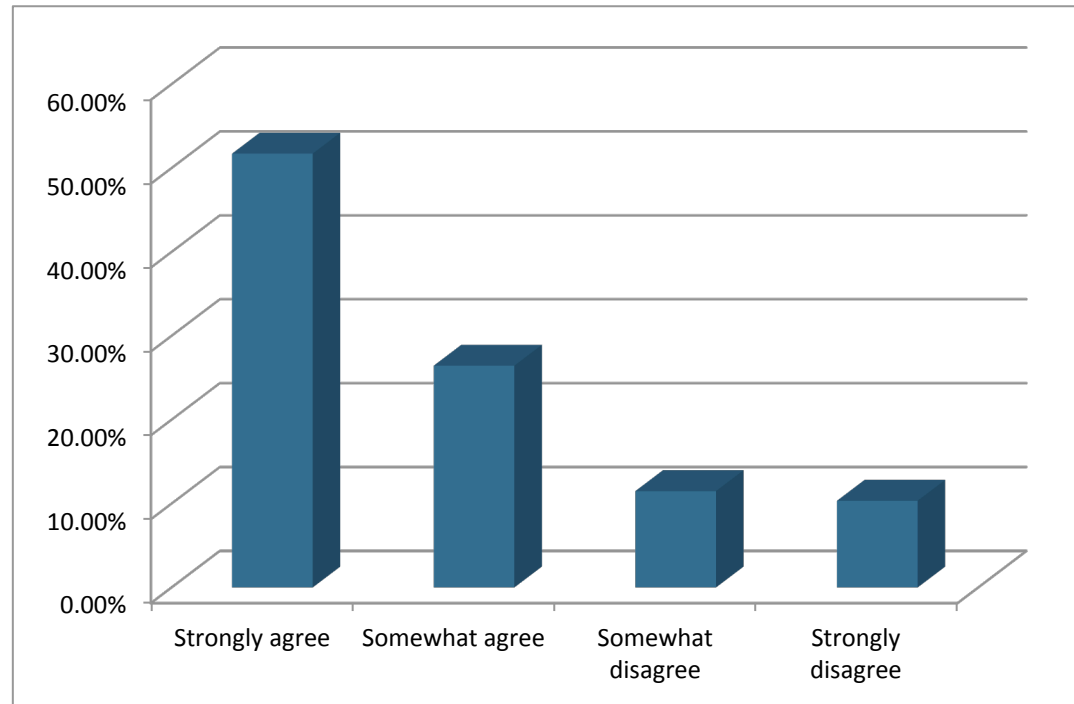
16. 4.4 Housing: Provides affordable housing at all levels. (Multiple Choice)

| | Responses | |
|-------------------|-------------|-----------|
| | Percent | Count |
| Strongly agree | 67.82% | 59 |
| Somewhat agree | 12.64% | 11 |
| Somewhat disagree | 9.20% | 8 |
| Strongly disagree | 10.34% | 9 |
| Totals | 100% | 87 |



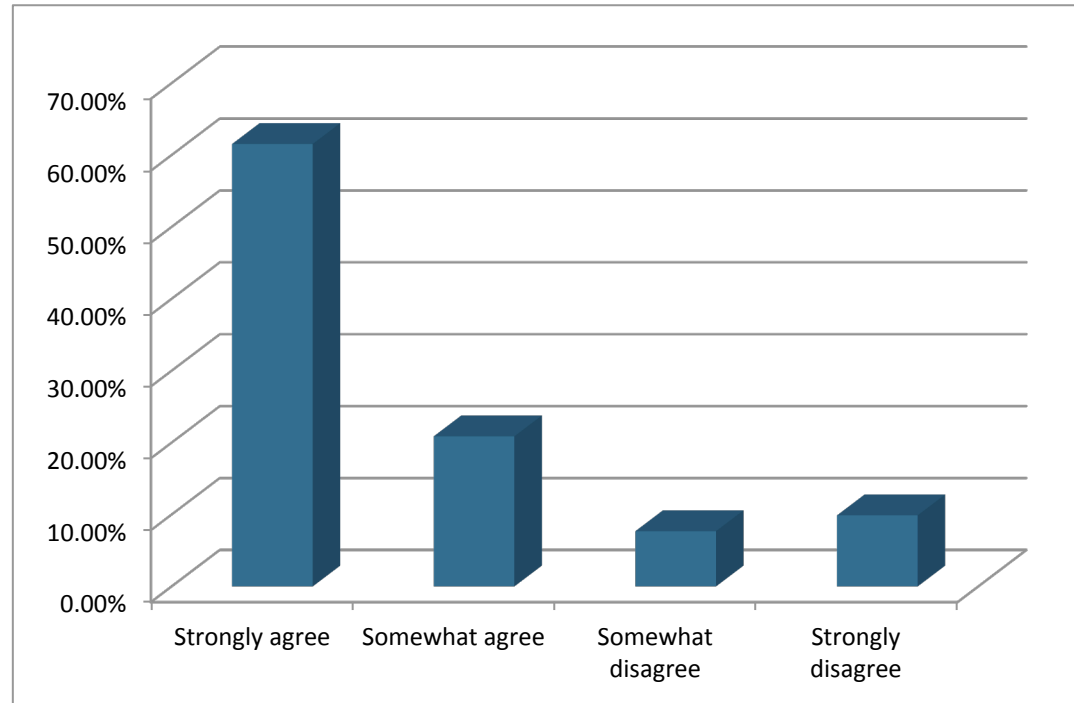
17. 4.5 Housing: Provides housing for downsizing boomers to stay in the community. (Multiple Choice)

| | Responses | |
|-------------------|-------------|-----------|
| | Percent | Count |
| Strongly agree | 51.72% | 45 |
| Somewhat agree | 26.44% | 23 |
| Somewhat disagree | 11.49% | 10 |
| Strongly disagree | 10.34% | 9 |
| Totals | 100% | 87 |



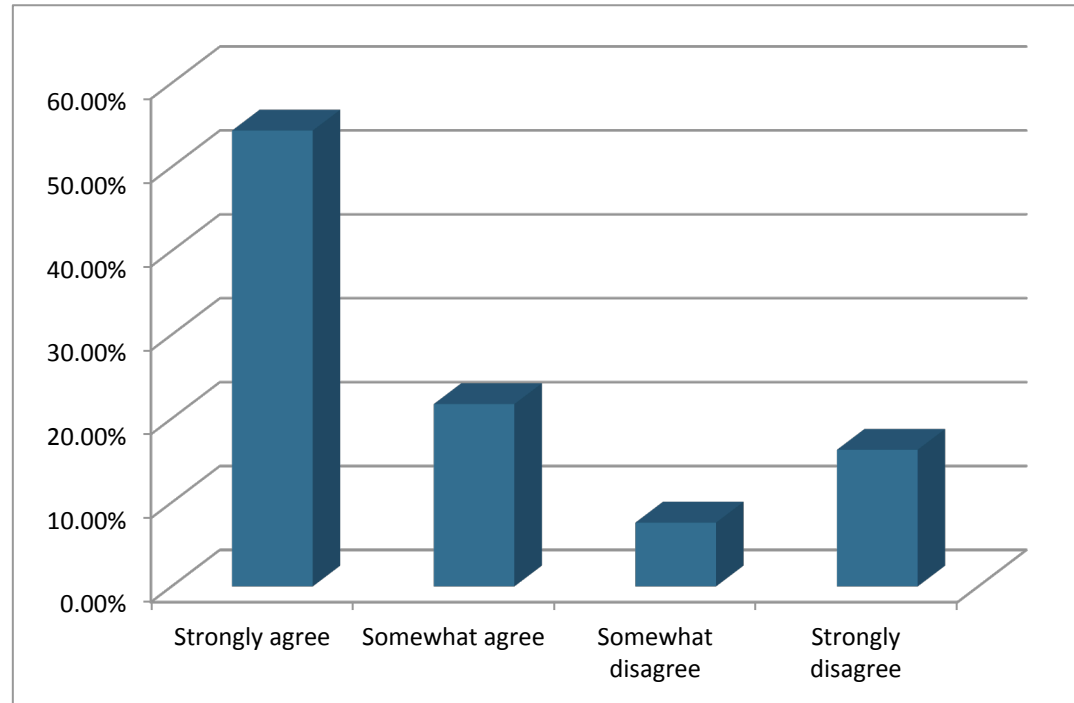
18. 4.6 Housing: Provides housing for teachers and other public employees (Multiple Choice)

| | Responses | |
|-------------------|-------------|-----------|
| | Percent | Count |
| Strongly agree | 61.54% | 56 |
| Somewhat agree | 20.88% | 19 |
| Somewhat disagree | 7.69% | 7 |
| Strongly disagree | 9.89% | 9 |
| Totals | 100% | 91 |



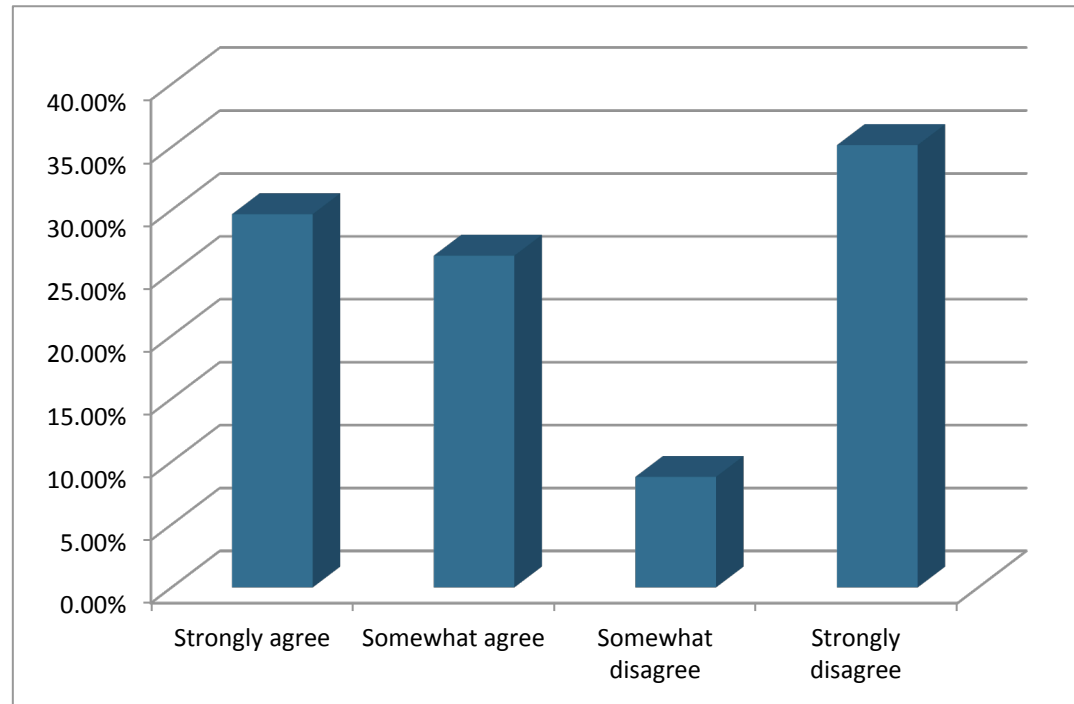
19. 4.7 Housing: Provides housing for people who work in Cupertino and want to live here (Multiple Choice)

| | Responses | |
|-------------------|-------------|-----------|
| | Percent | Count |
| Strongly agree | 54.35% | 50 |
| Somewhat agree | 21.74% | 20 |
| Somewhat disagree | 7.61% | 7 |
| Strongly disagree | 16.30% | 15 |
| Totals | 100% | 92 |



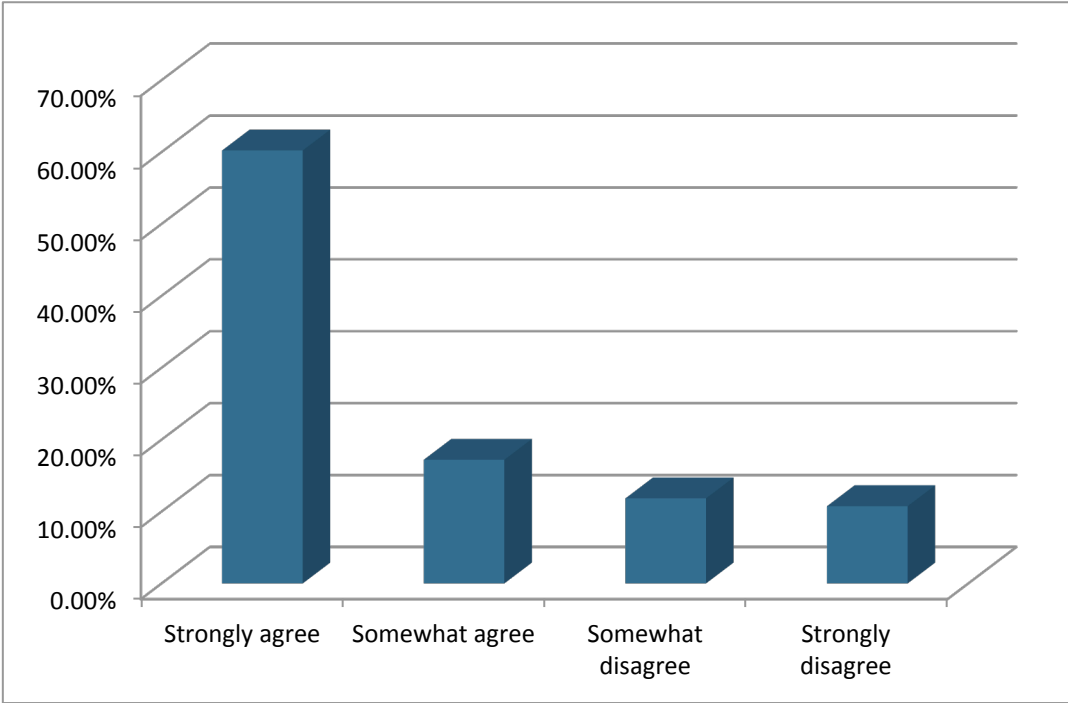
20. 4.8 Office: Provides some office without disrupting the City's jobs: housing ratio. (Multiple Choice)

| | Responses | |
|-------------------|-----------|-------|
| | Percent | Count |
| Strongly agree | 29.67% | 27 |
| Somewhat agree | 26.37% | 24 |
| Somewhat disagree | 8.79% | 8 |
| Strongly disagree | 35.16% | 32 |
| Totals | 100% | 91 |



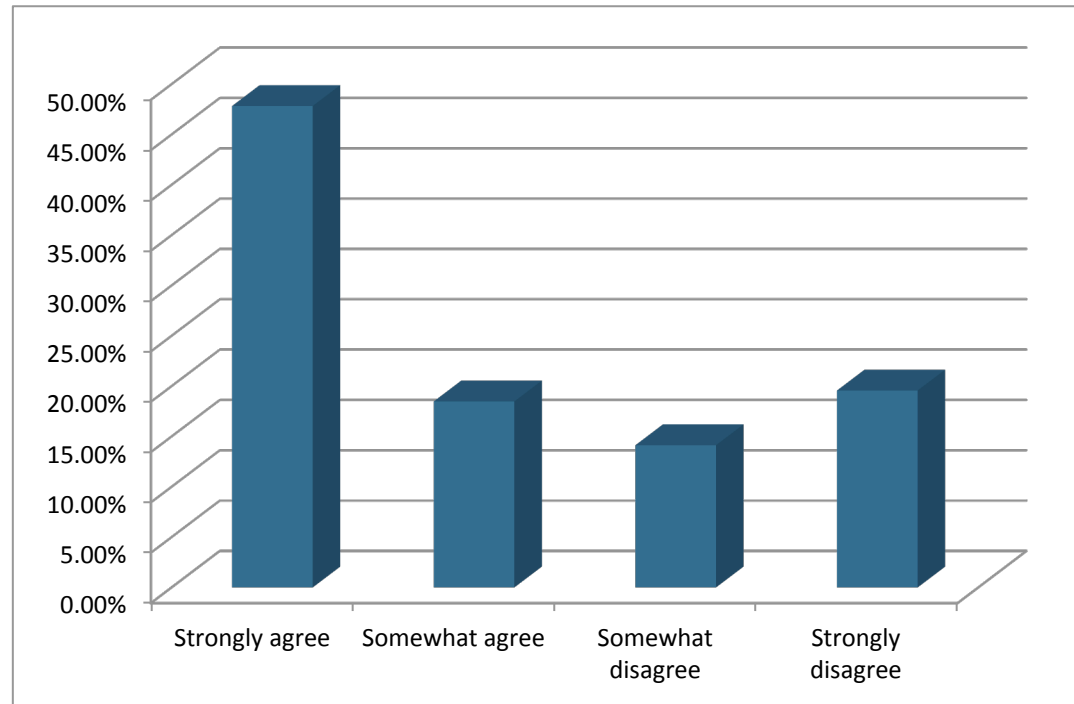
21. 4.9 Maintains existing amenities that are important to the community (such as the skating rink, bowling, trees, etc.) (Multiple Choice)

| | Responses | |
|-------------------|-----------|-------|
| | Percent | Count |
| Strongly agree | 60.22% | 56 |
| Somewhat agree | 17.20% | 16 |
| Somewhat disagree | 11.83% | 11 |
| Strongly disagree | 10.75% | 10 |
| Totals | 100% | 93 |



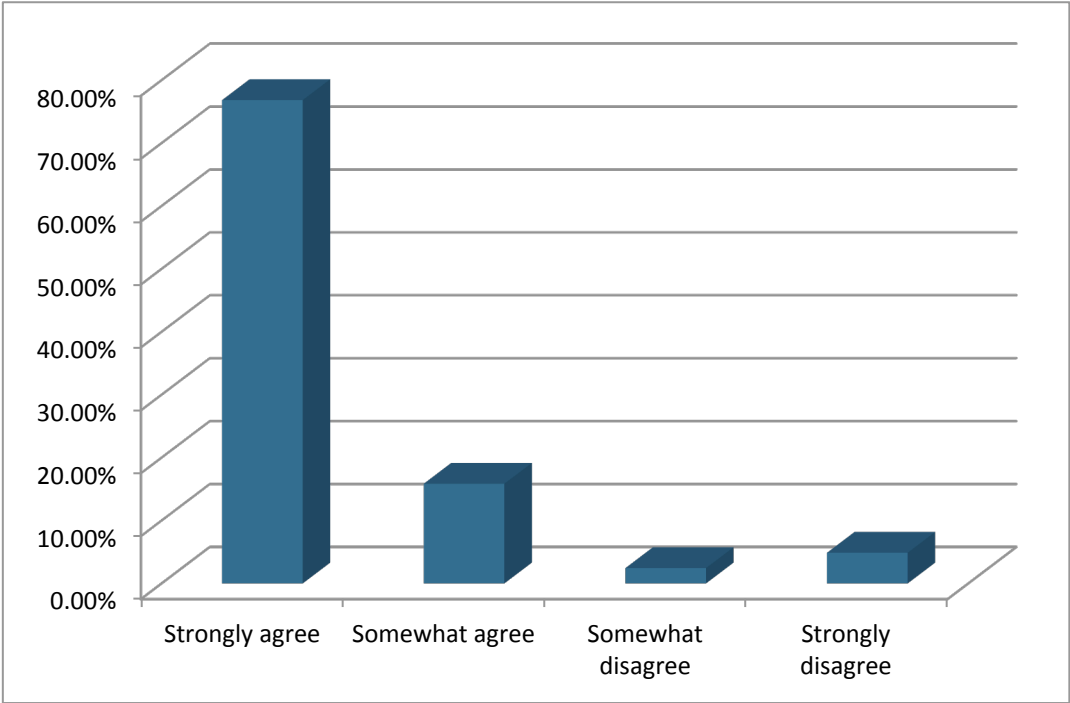
22. 4.10 Integrates robust public and cultural amenities – theaters, art facilities, City Hall. (Multiple Choice)

| | Responses | |
|-------------------|-------------|-----------|
| | Percent | Count |
| Strongly agree | 47.83% | 44 |
| Somewhat agree | 18.48% | 17 |
| Somewhat disagree | 14.13% | 13 |
| Strongly disagree | 19.57% | 18 |
| Totals | 100% | 92 |



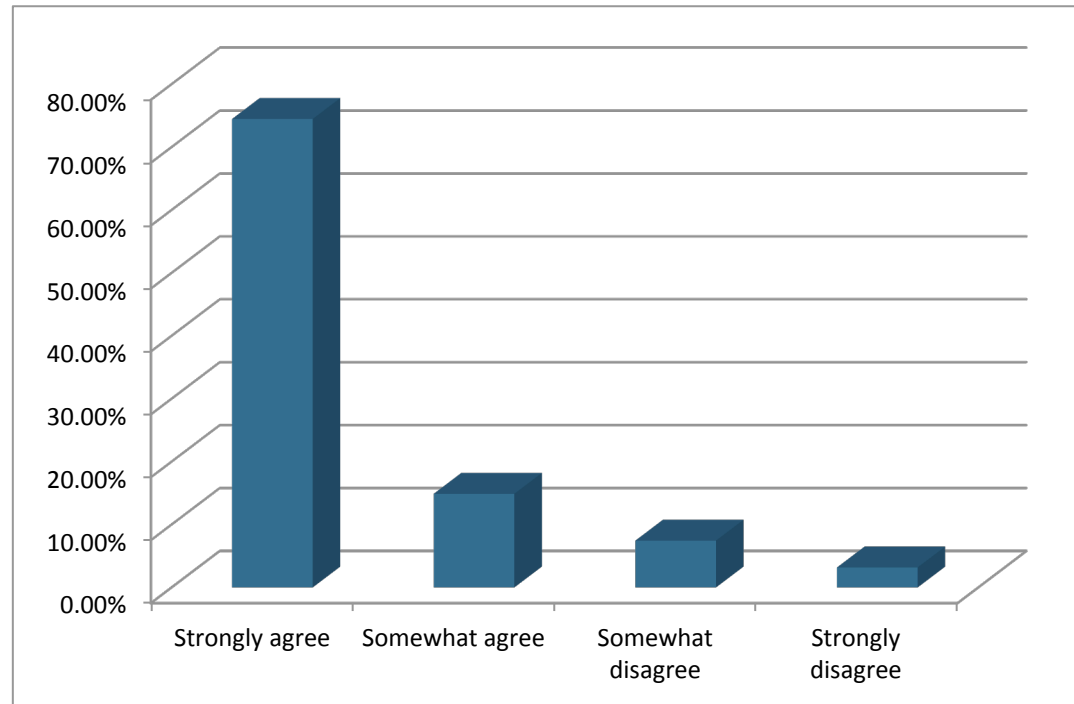
23. 4.11 Includes activities for all ages - children through boomers. (Multiple Choice)

| | Responses | |
|-------------------|-----------|-------|
| | Percent | Count |
| Strongly agree | 76.83% | 63 |
| Somewhat agree | 15.85% | 13 |
| Somewhat disagree | 2.44% | 2 |
| Strongly disagree | 4.88% | 4 |
| Totals | 100% | 82 |



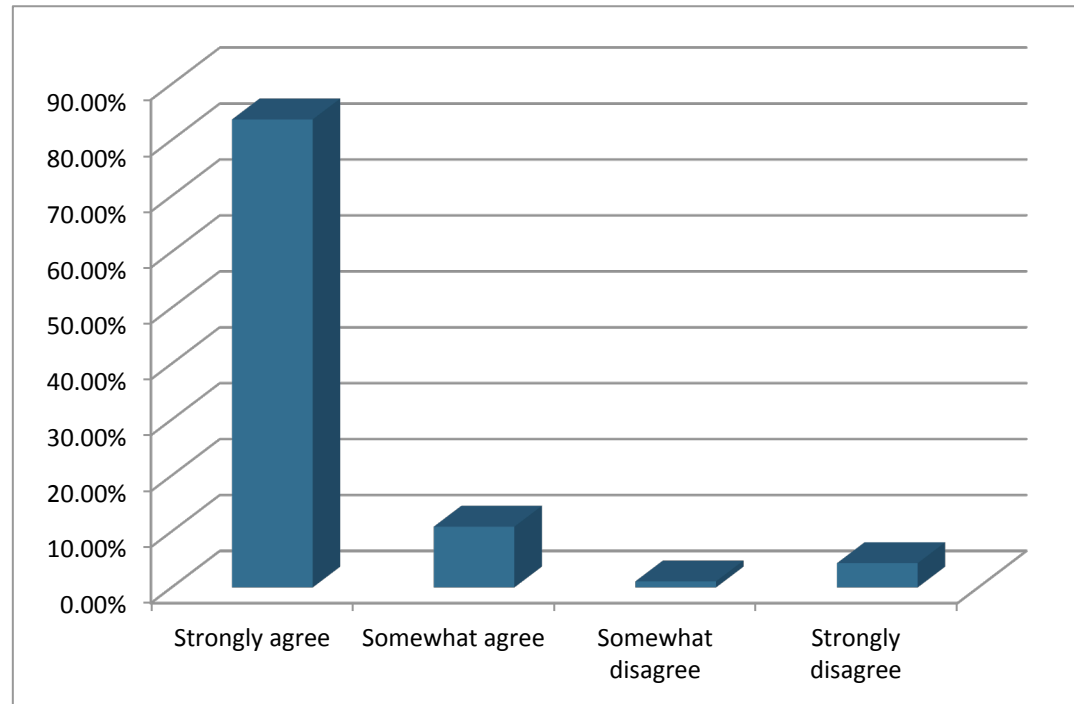
24. 5.1 Eliminate or reduce potential traffic impacts (Multiple Choice)

| | Responses | |
|-------------------|-------------|-----------|
| | Percent | Count |
| Strongly agree | 74.47% | 70 |
| Somewhat agree | 14.89% | 14 |
| Somewhat disagree | 7.45% | 7 |
| Strongly disagree | 3.19% | 3 |
| Totals | 100% | 94 |



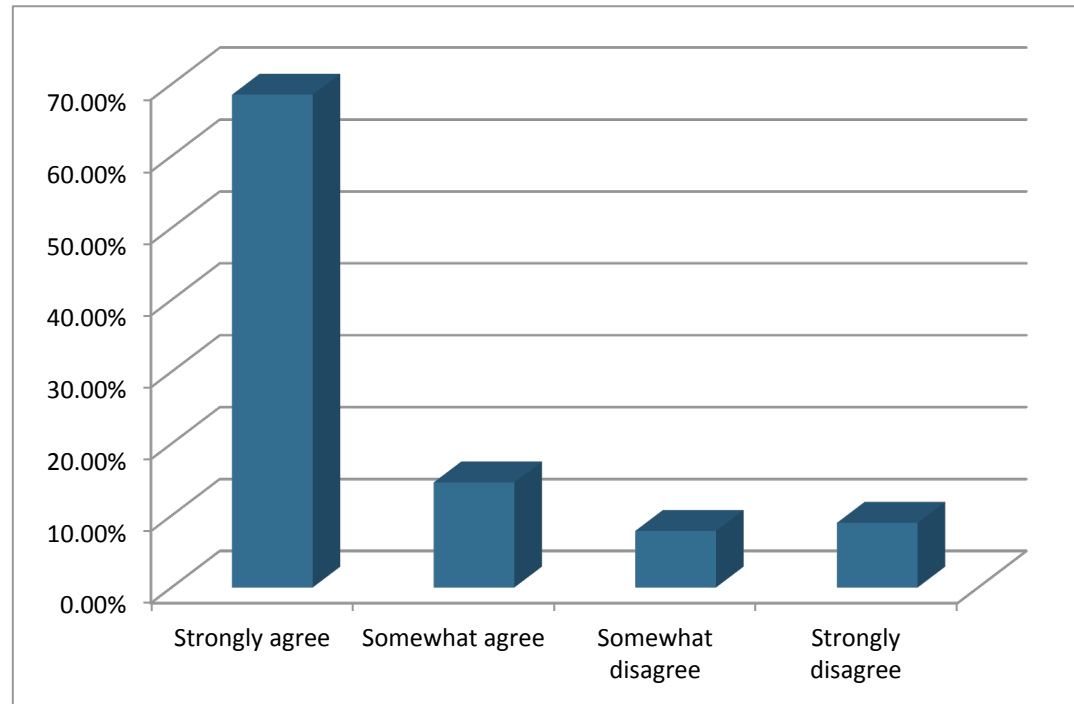
25. 5.2 Provide mobility choices and provide walkability (Multiple Choice)

| | Responses | |
|-------------------|-------------|-----------|
| | Percent | Count |
| Strongly agree | 83.70% | 77 |
| Somewhat agree | 10.87% | 10 |
| Somewhat disagree | 1.09% | 1 |
| Strongly disagree | 4.35% | 4 |
| Totals | 100% | 92 |



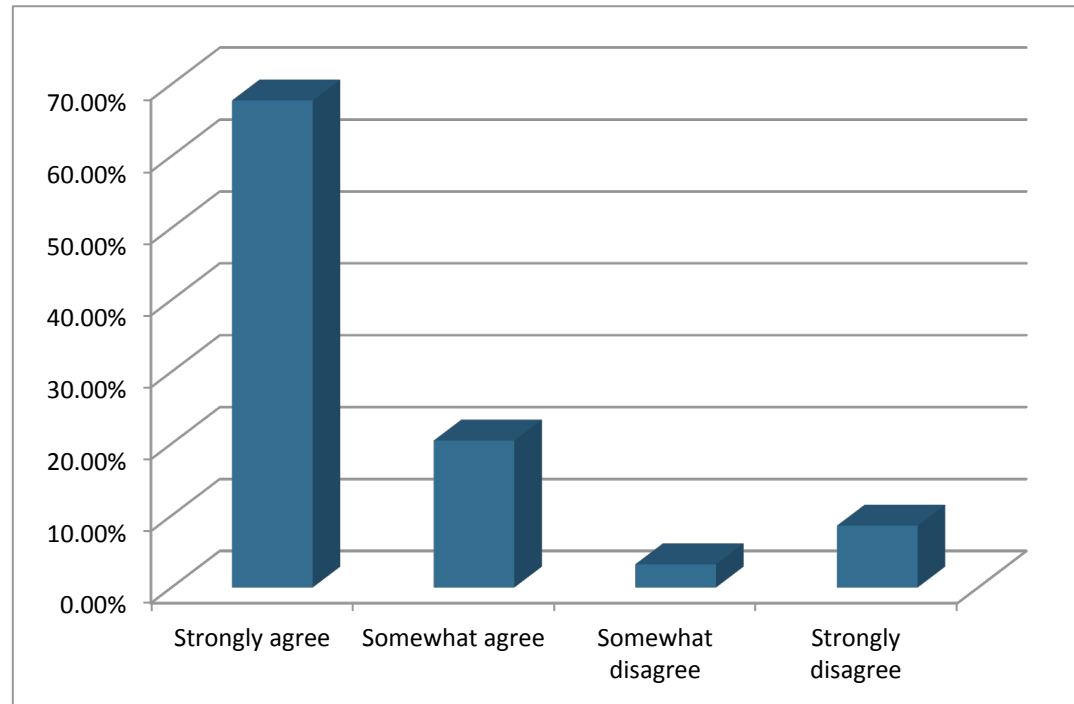
26. 5.3 Consider the future of mobility (Multiple Choice)

| | Responses | |
|-------------------|-----------|-------|
| | Percent | Count |
| Strongly agree | 68.54% | 61 |
| Somewhat agree | 14.61% | 13 |
| Somewhat disagree | 7.87% | 7 |
| Strongly disagree | 8.99% | 8 |
| Totals | 100% | 89 |



27. 6.1 Agreed upon specific plan vision (Multiple Choice)

| | Responses | |
|-------------------|-------------|-----------|
| | Percent | Count |
| Strongly agree | 67.74% | 63 |
| Somewhat agree | 20.43% | 19 |
| Somewhat disagree | 3.23% | 3 |
| Strongly disagree | 8.60% | 8 |
| Totals | 100% | 93 |



28. 6.2 New zoning: Form-Based Code (Multiple Choice)

| | Responses | |
|-------------------|-----------|-------|
| | Percent | Count |
| Strongly agree | 47.89% | 34 |
| Somewhat agree | 18.31% | 13 |
| Somewhat disagree | 4.23% | 3 |
| Strongly disagree | 29.58% | 21 |
| Totals | 100% | 71 |

