

Cupertino Shuttle Survey

August 2, 2018, 10:01 AM

Contents

i.	Summary of registered responses	2
ii.	Summary of unregistered responses	9
iii.	Survey questions	17
iv.	Individual registered responses	19
v.	Individual unregistered responses	183

Cupertino Shuttle Survey

Share your feedback on a possible Cupertino shuttle service.

Summary Of Registered Responses

As of August 2, 2018, 10:01 AM, this forum had:	Topic Start
Attendees: 1140	May 9, 2018, 1:27 PM
Registered Responses: 220	
Hours of Public Comment: 40.3	

QUESTION 1

I live or work in Cupertino:

		%	Count
Live		74.5%	164
Work		6.8%	15
Both		17.7%	39
None		0.9%	2

QUESTION 2

Home Zip Code:

Answered	211
Skipped	9



QUESTION 3

My primary form of transportation is:

		%	Count
Auto		85.5%	188
Bicycle		1.8%	4

Cupertino Shuttle Survey

Share your feedback on a possible Cupertino shuttle service.

		%	Count
Transit		3.6%	8
Walking		4.1%	9
Other		5.0%	11









QUESTION 4

I am a student at De Anza College:

		%	Count
Yes		1.8%	4
No		98.2%	213

QUESTION 5

My age is:

		%	Count
13 to 18		2.3%	5
19 to 24		2.7%	6
25 to 34		7.7%	17
35 to 44		14.5%	32
45 to 54		20.0%	44
55 to 64		20.5%	45
65 or older		30.9%	68
Decline to answer		1.4%	3

Cupertino Shuttle Survey

Share your feedback on a possible Cupertino shuttle service.

QUESTION 6

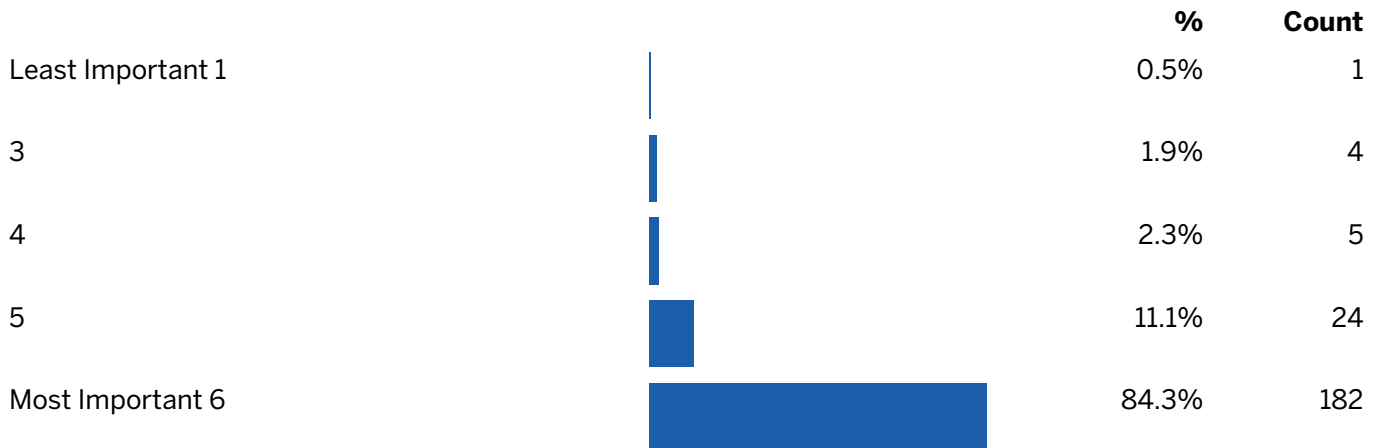
I currently use VTA (Santa Clara Valley Transportation Authority):



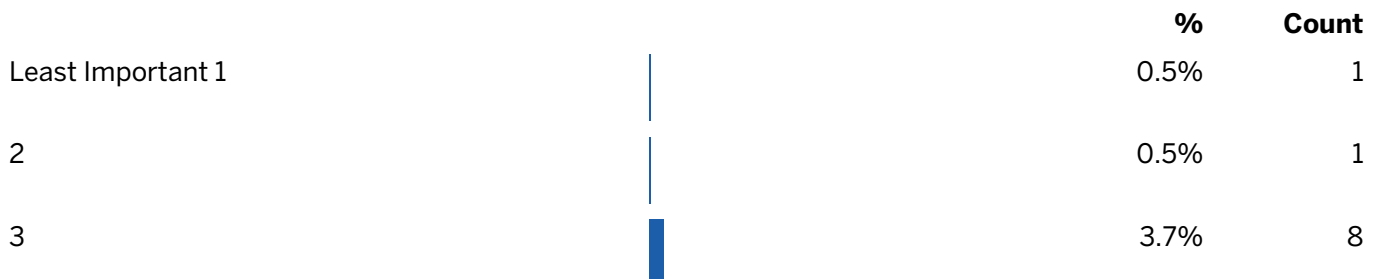
QUESTION 7

In deciding whether or not to ride the Cupertino shuttle, the following is most important (Rank 1 to 6, with 6 being the most important and 1 being the least important.)

Destinations



Frequency









Cupertino Shuttle Survey







Share your feedback on a possible Cupertino shuttle service.

		%	Count
4		12.5%	27
5		38.0%	82
Most Important 6		44.9%	97

User Experience

		%	Count
Least Important 1		3.7%	8
2		6.0%	13
3		28.7%	62
4		23.1%	50
5		21.8%	47
Most Important 6		13.9%	30

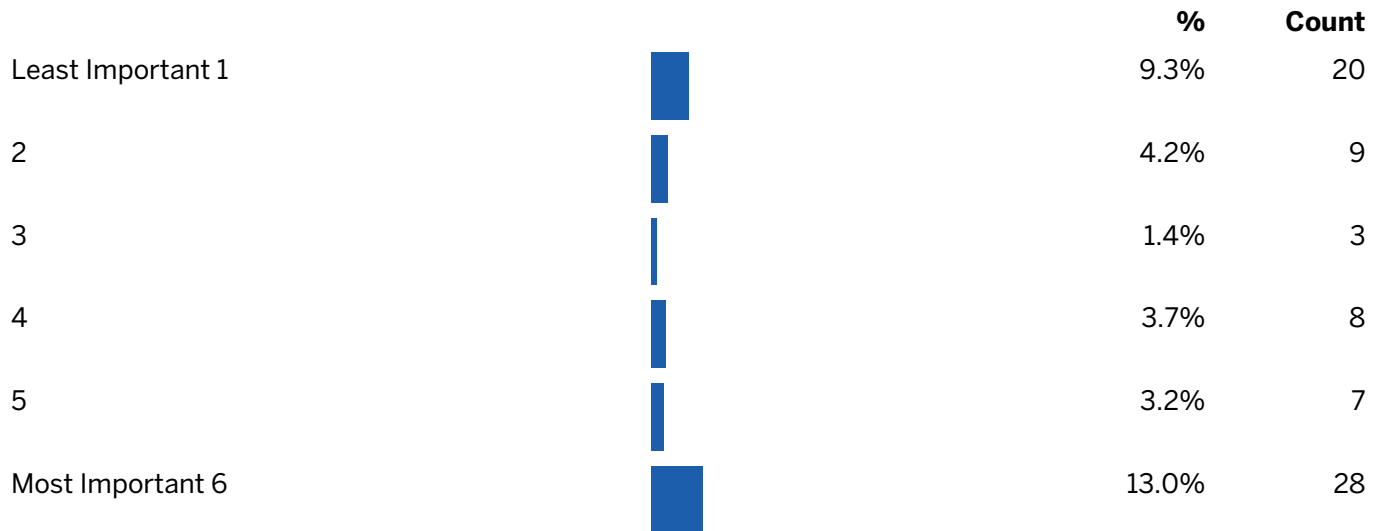
Speed

		%	Count
Least Important 1		3.7%	8
2		2.3%	5
3		17.6%	38
4		27.8%	60
5		27.3%	59
Most Important 6		17.6%	38

Other

Cupertino Shuttle Survey

Share your feedback on a possible Cupertino shuttle service.



QUESTION 8

Other (please elaborate here):

Answered	51
Skipped	169

QUESTION 9

In my opinion, the Cupertino shuttle must serve these places (Provide up to four):

Answered	207
Skipped	13

QUESTION 10

As a future shuttle rider, the following is more important to me:



Cupertino Shuttle Survey

Share your feedback on a possible Cupertino shuttle service.

QUESTION 11

If Cupertino had a community shuttle serving local destinations, I would use it:

		%	Count
Yes		73.1%	158
Maybe		25.5%	55
No		1.4%	3

QUESTION 12

I am most likely to use a shuttle at the following times (Choose all that apply):

		%	Count
6:00 a.m. - 10:00 a.m.		59.3%	127
11:00 a.m. - 2:00 p.m.		61.7%	132
3:00 p.m. - 5:00 p.m.		62.6%	134
5:00 p.m. - 7:00 p.m.		61.2%	131
7:00 p.m. - 9:00 p.m.		29.4%	63

QUESTION 13

I would use the shuttle to access a nearby Caltrain station:

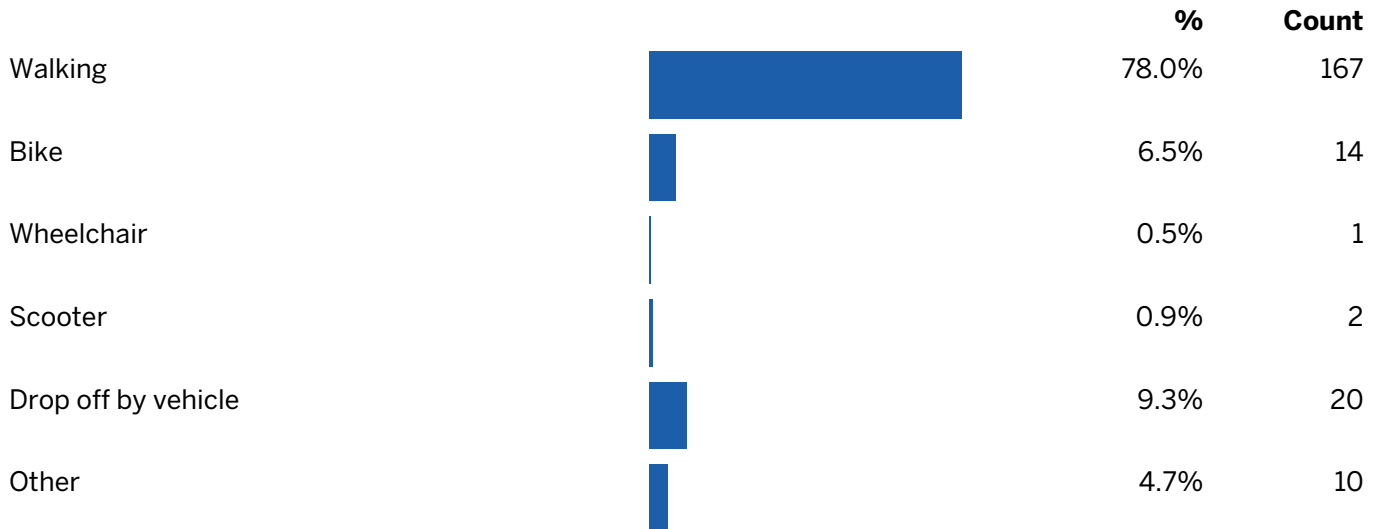
		%	Count
Yes		81.2%	173
No		18.8%	40

QUESTION 14

Cupertino Shuttle Survey

Share your feedback on a possible Cupertino shuttle service.

I would arrive to the shuttle by:



QUESTION 15

Please include any additional feedback here:

Answered	84
Skipped	136

QUESTION 16

Name:

Answered	185
Skipped	35

QUESTION 17

Email:

Answered	181
Skipped	39

Cupertino Shuttle Survey

Share your feedback on a possible Cupertino shuttle service.

Summary Of Unregistered Responses

As of August 2, 2018, 10:01 AM, this forum had:	Topic Start
Attendees: 1140	May 9, 2018, 1:27 PM
Unregistered Responses: 586	
Hours of Public Comment: 40.3	

QUESTION 1

I live or work in Cupertino:

		%	Count
Live		71.8%	421
Work		8.0%	47
Both		15.9%	93
None		4.3%	25

QUESTION 2

Home Zip Code:

Answered	536
Skipped	50




QUESTION 3

My primary form of transportation is:

		%	Count
Auto		85.9%	500
Bicycle		2.6%	15

Cupertino Shuttle Survey

Share your feedback on a possible Cupertino shuttle service.

		%	Count
Transit		5.2%	30
Walking		5.3%	31
Other		1.0%	6









QUESTION 4

I am a student at De Anza College:

		%	Count
Yes		6.4%	36
No		93.6%	530

QUESTION 5

My age is:

		%	Count
13 to 18		2.6%	15
19 to 24		5.5%	32
25 to 34		6.0%	35
35 to 44		19.2%	112
45 to 54		27.4%	160
55 to 64		17.2%	100
65 or older		19.7%	115
Decline to answer		2.4%	14

Cupertino Shuttle Survey

Share your feedback on a possible Cupertino shuttle service.

QUESTION 6

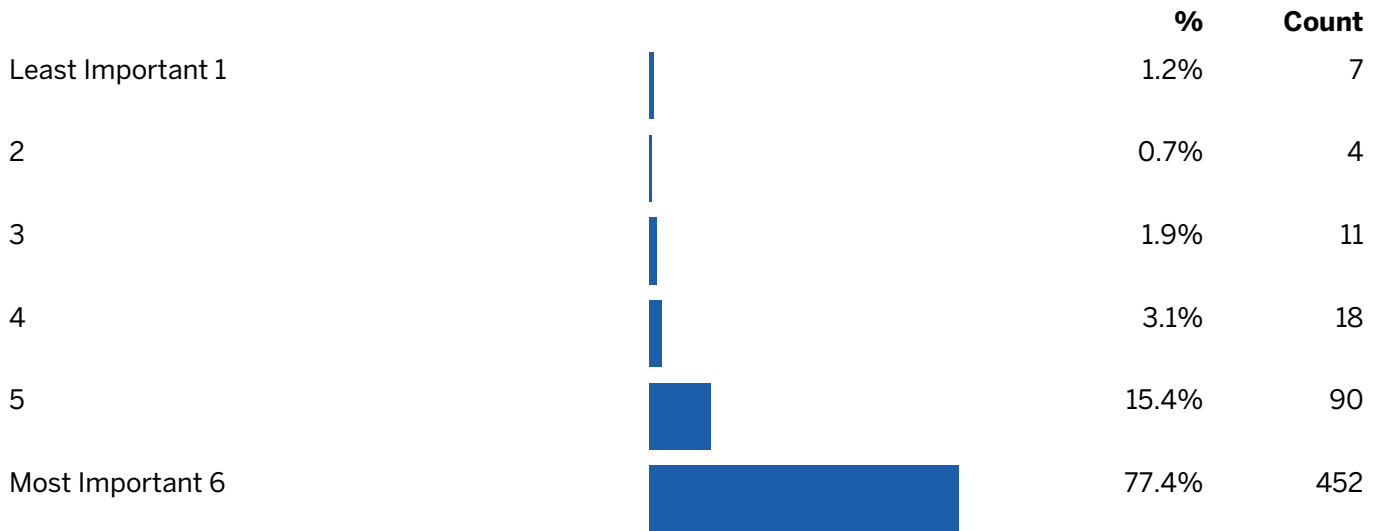
I currently use VTA (Santa Clara Valley Transportation Authority):



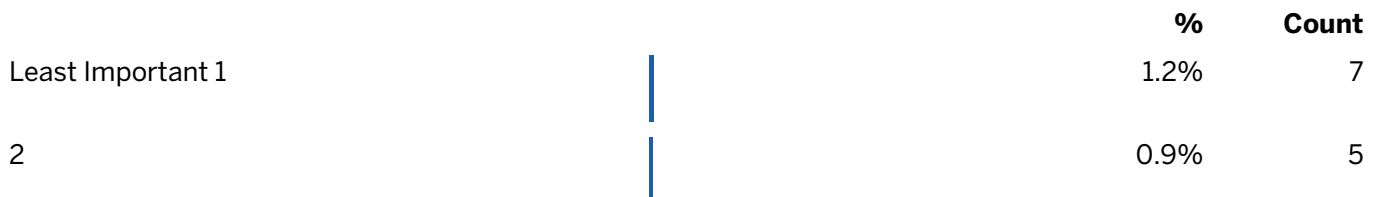
QUESTION 7

In deciding whether or not to ride the Cupertino shuttle, the following is most important (Rank 1 to 6, with 6 being the most important and 1 being the least important.)

Destinations



Frequency

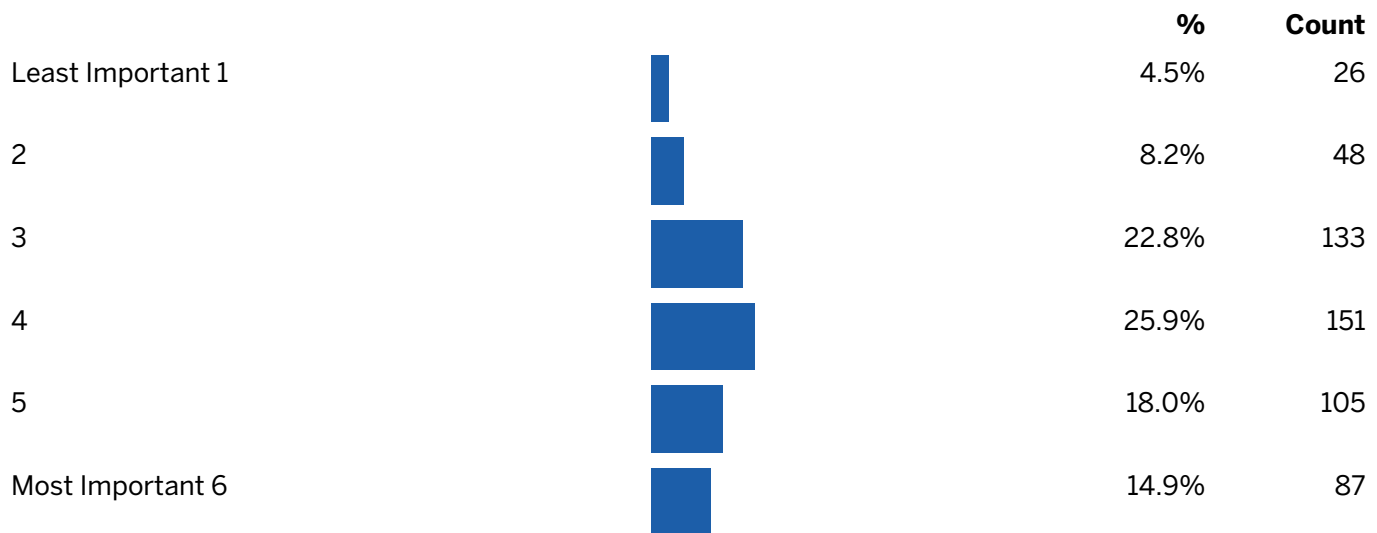


Cupertino Shuttle Survey

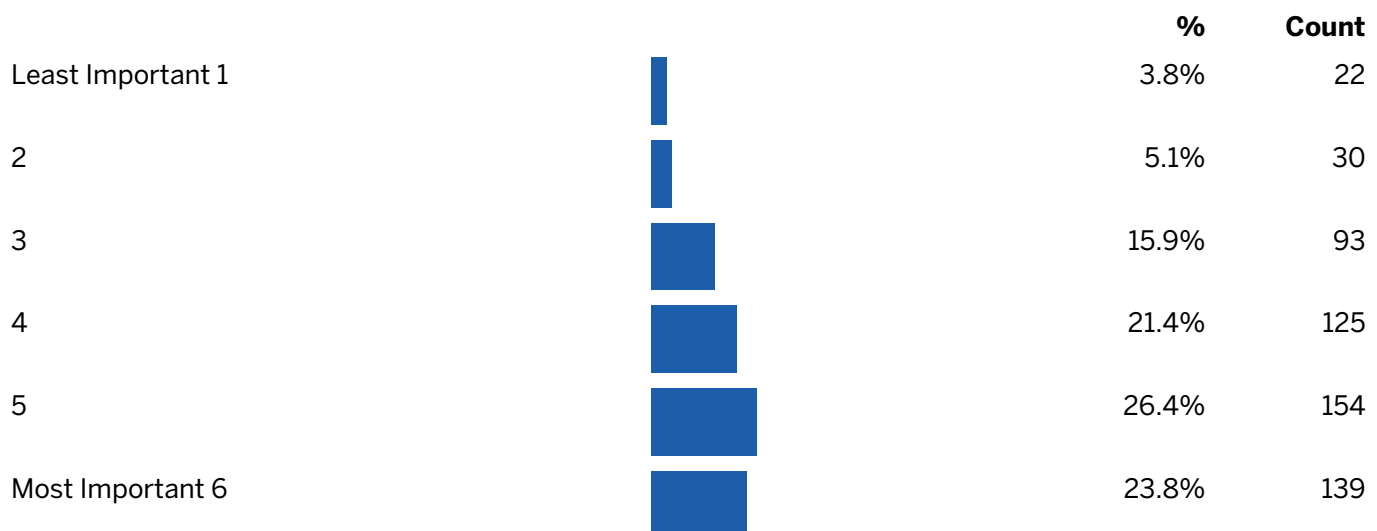
Share your feedback on a possible Cupertino shuttle service.



User Experience









Speed



Cupertino Shuttle Survey

Share your feedback on a possible Cupertino shuttle service.

Other

		%	Count
Least Important 1		8.6%	50
2		4.8%	28
3		4.5%	26
4		2.9%	17
5		5.1%	30
Most Important 6		7.0%	41

QUESTION 8

Other (please elaborate here):

Answered	96
Skipped	490

QUESTION 9

In my opinion, the Cupertino shuttle must serve these places (Provide up to four):

Answered	511
Skipped	75

QUESTION 10

As a future shuttle rider, the following is more important to me:

		%	Count
Less stops: faster travel time with shorter wait times		78.5%	445

Cupertino Shuttle Survey

Share your feedback on a possible Cupertino shuttle service.

		%	Count
More stops: slower travel time with longer wait times		21.5%	122

QUESTION 11

If Cupertino had a community shuttle serving local destinations, I would use it:

		%	Count
Yes		67.8%	391
Maybe		29.1%	168
No		3.1%	18

QUESTION 12

I am most likely to use a shuttle at the following times (Choose all that apply):

		%	Count
6:00 a.m. - 10:00 a.m.		60.4%	337
11:00 a.m. - 2:00 p.m.		54.7%	305
3:00 p.m. - 5:00 p.m.		55.6%	310
5:00 p.m. - 7:00 p.m.		62.7%	350
7:00 p.m. - 9:00 p.m.		34.9%	195

QUESTION 13

I would use the shuttle to access a nearby Caltrain station:

		%	Count
Yes		77.9%	443






Cupertino Shuttle Survey

Share your feedback on a possible Cupertino shuttle service.

		%	Count
No		22.1%	126

QUESTION 14

I would arrive to the shuttle by:

		%	Count
Walking		76.8%	440
Bike		5.8%	33
Scooter		0.3%	2
Drop off by vehicle		11.5%	66
Other		5.6%	32

QUESTION 15

Please include any additional feedback here:

Answered	128
Skipped	458

QUESTION 16

Name:

Answered	333
Skipped	253

QUESTION 17

Cupertino Shuttle Survey

Share your feedback on a possible Cupertino shuttle service.

Email:

Answered 330

Skipped 256
