


Cupertino SafeRoutes2School

Moving beyond improving infrastructure to change behavior

May 21, 2019
Working Group
Meeting



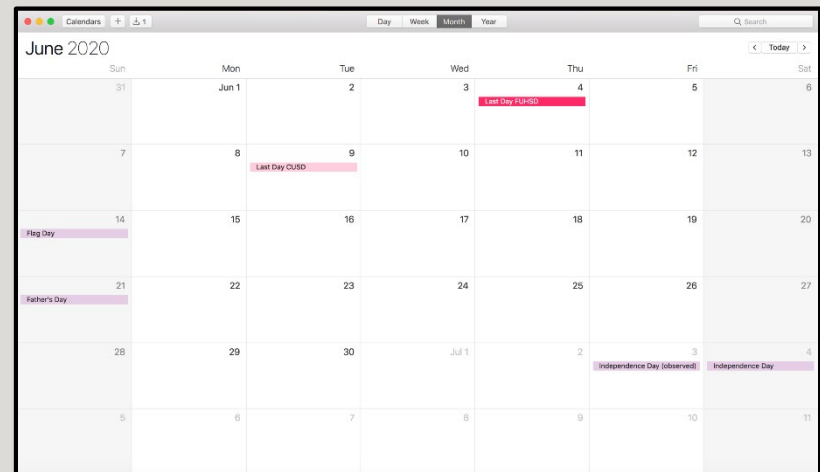
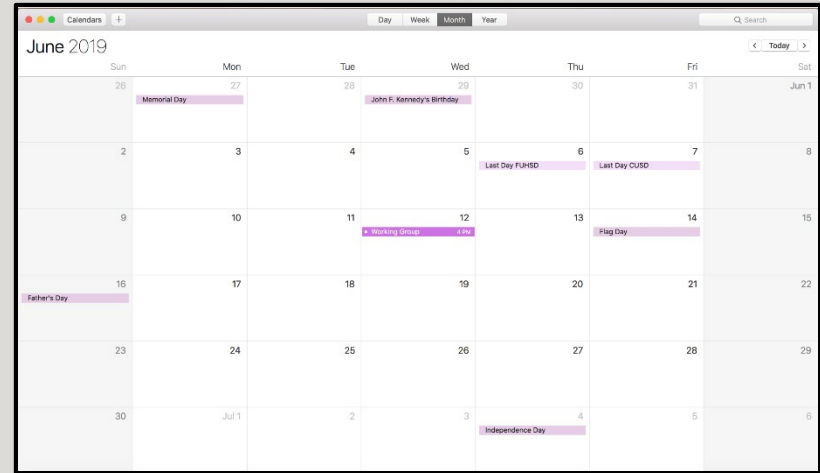
Cupertino Safe Routes 2 School (SR2S)

Mission Statement: *“Create a safer environment for students and families in Cupertino to travel to and from school actively.”*



Cupertino SR2S: June Meetings?

- Please introduce yourselves to the group with:
 - Your Name
 - Your school or org
 - Will you be here for the June 12 meeting?
 - Should we have a June meeting each year?



Public Comments



'FAQ' from the Frontlines



David Stillman, Transportation Manager, City of Cupertino



School Highlight: Enforcement

No Waiting Zone
at Collins Elementary School
by Steven Woo



School Highlight: Encouragement

Student Banner Contest at Hyde Middle School by Kati Laihia



Hyde




Valentine's Day

Walk 'n Roll

Grab a Friend and



walk



Bike

carpool

To School on
Wednesday,
February 14th



Wear Pink

To show you helped
Reduce car traffic to Hyde

Sponsored by
Hyde PTSA and Cupertino Safe Routes to School

INTERNATIONAL



Wedn

Octof

10 11



Parade to School in your Costume

1st
HYDE
Walk Walk  Walk Walk DAY

HALLOWEEN MONSTER WALK

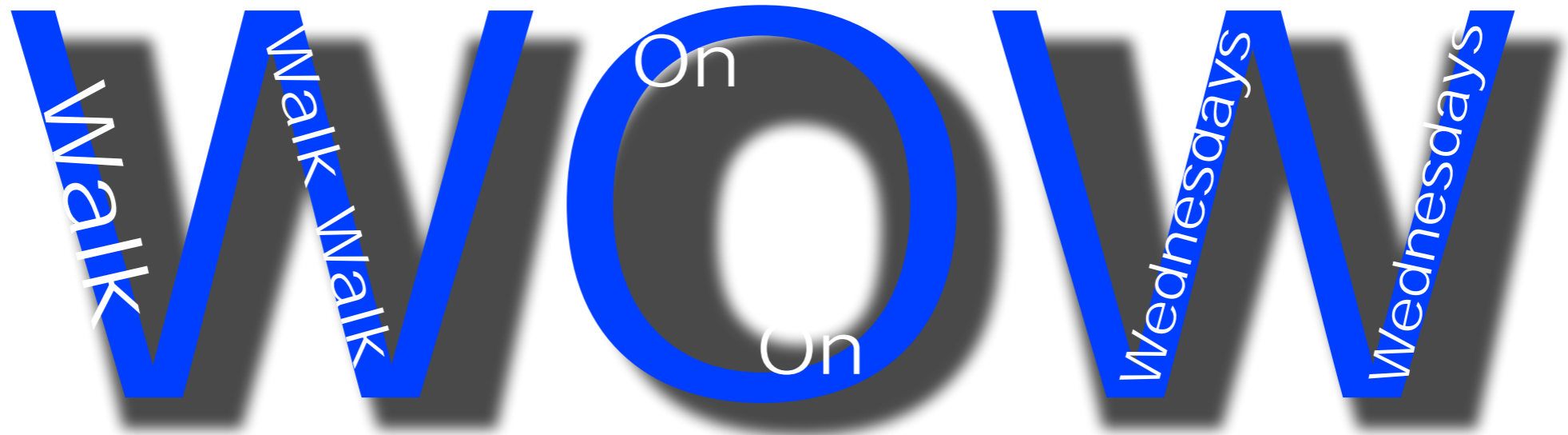
Give the Neighborhood a Low Traffic Morning on

Hyde Walk Walk  Walk Walk Day

Walk-Bike-Carpool to School

The Hyde PTSA Safe Routes to School program presents:

Banner Design Contest



for Hyde WOW Day

Design a banner **promoting traffic reducing ways**
of coming to school **on Wednesdays**.

Will YOUR design have the 'WOW' factor to win and get printed onto a vinyl banner to be displayed year round outside school campus?

Contest dates: March 6th – April 3rd

Contest is open to all Hyde students!

**Pick up a Contest Rules and Entry Packet from school office
or print out the PDFs below.**

March 6-
April 3

Banner Design Contest



for



Hyde ~~WOW~~ Day

All Hyde Students **WALK ON WEDNESDAY**

Rules & entry forms available in the office & on school website starting on Wednesday, March 6th.

WINNING DESIGN: gets printed on vinyl banners & displayed outside year round

As part of the Safe Routes Program at Hyde, the Hyde PTSA presents

Banner Design Contest



for Hyde **WOW** Day
-Walk on Wednesdays

Design a banner that encourages students to reduce traffic and walk, bike, carpool or come by bus to school on Wednesdays

Contest is open to all Hyde students

Rules and entry forms available in the office and on school website starting on Wednesday, March 6th

Contest dates Wednesday March 6th - Wednesday April 3rd

The winning design(s) will be printed onto two vinyl banners and displayed year-round outside the school campus!



Hyde “WOW Banner Design” Contest Entry Form

Hyde PTSA is conducting a banner design contest to promote active and traffic-reducing ways of commuting to school. We are looking for impactful designs that will motivate Hyde students to come to school by any means other than the family car. The design should be clear and simple enough to be visible from a distance when enlarged. The winning design(s) will be printed into banners and displayed on the campus fence facing Hyde Avenue.

CONTEST THEME:

WOW – Walk on Wednesdays: walk, bike, bus, skate, scoot or carpool to school on Wednesdays

CONTEST RULES:

- ✓ Artists must be students at Hyde Middle School.
- ✓ Banner design must convey Contest Theme with text and image(s).
- ✓ Artwork must be 2D.
- ✓ Design must be clear, understandable and visible from a distance.
- ✓ Design must be original work of the entrant(s).
- ✓ **One** banner design may be submitted per student or per group. Students can collaborate, but can submit only one design per group.
- ✓ Banner design may be hand-drawn or digital.
- ✓ Whether the artwork is hand-drawn or digital, artwork must be submitted on paper for judging.
- ✓ **Hand-Drawn Artwork:**
 - Use the template provided with the Entry Form OR use a paper type of your choice and mark a horizontal rectangle 10” wide by 5” high to draw your design in.
 - Draw/paint your design within the marked horizontal area.
 - Write “**WOW Banner Contest**” and your **Full Name** and **Grade** on the margin of the art paper. Do NOT write this information within the design!
 - Staple your design to the filled-out Entry Form and submit to the school office.
- ✓ **Digital Artwork:**
 - Create a horizontal rectangular design, with a width-to-height ratio of 2:1, so it will scale up to 60” by 30”.
 - Save your design in high resolution (max 150 MB) **JPEG** or **PDF** format.
 - Name your digital file using the following guideline, replacing text in **green** with personal information:
WOWBanner_ **LastName_FirstName_Grade**
(for example: WOWBanner_Smith_Ashley_7)
 - Upload your file to <https://tinyurl.com/HydeWOWBanner>
 - For judging, print your design on a standard US Letter size paper (8.5” x 11”). Width of printed design must be at least 9”.
 - Write “**WOW Banner Contest**” and your **Full Name** and **Grade** on the margin of the print-out. Do NOT write this information within the design!
 - Staple your printed design to the filled-out Entry Form and submit to the school office.
- ✓ Artwork must conform to these Contest Rules or it will not be considered.
- ✓ **DEADLINE for submission is Wednesday, April 3rd, 2019 at 4 PM.** Late submissions will not be considered.

TO SUBMIT:

Submissions must be turned in on paper with the filled-out Entry Form to the box marked “**WOW Banner Contest**” in the school office. The authorization to use artwork must be signed by student – or all students, if a group entry - and a parent or legal guardian of each student. Up to two winners will be chosen. Winning design(s) or portions of them will be used to print out two vinyl 60” x 30” banners. Winners will be chosen by Hyde’s Safe Routes to School team based on artistic merit, clarity and impact, and how well the submission fits the contest theme. Winners will be notified through school during the month of April, 2019. Banner installations will occur once the banners are printed.

Template: WOW Banner Design Contest

Please create your banner design inside the horizontal box below, OR use a paper type of your choice and mark a horizontal rectangle 10" wide by 5" high to draw your design in, OR create a digital design following Contest Rules for Digital Artwork.

Use text and simple images to create a banner design that conveys the contest theme:


WOW - Walk on Wednesdays: walk, bike, bus, skate, scoot, or carpool to school on Wednesdays





Please submit your banner design to the school office by **Wednesday, April 3rd before 4pm**, stapled to a filled-out contest Entry Form (from school office or Hyde website).

Print First and Last Name: _____ Grade: _____

Walk On Wednesday





School Highlight: Education

Bike Day at Stevens Creek Elementary School by Heidi and Amanda



School Highlight: Stevens Creek

Bike Day

- Tuesday May 7th 2:30-4:00 pm
- Bike Presentation by SVBC for all third graders
- All Stevens Creek students invited to rodeo
- Third consecutive bike rodeo, first time held after school



School Highlight: Stevens Creek

Rodeo Promotion

- Permission slip flyer in Thursday folders week before event
- Extra permission slips in office and at sign-in
- Two school e-mail blasts sent out leading up to the event
- Facebook posting the day before the event
- Posters put up around the school

JOIN US AT STEVENS CREEK
ELEMENTARY SCHOOL'S

FREE

BIKE RODEO!

TUESDAY, MAY 7th: 2:30 – 4pm

- MAKE A SMOOTHIE ON A BIKE BLENDER
- RIDE YOUR BIKE ON THE SKILLS COURSE
- TEST YOUR SPEED BY POLICE RADAR

*DON'T FORGET
YOUR HELMET!*

FUN FOR ALL STUDENTS!

*VOLUNTEERS NEEDED! CONTACT AMANDA AT:
check-depositor1@stevenscreekpto.org*



School Highlight: Stevens Creek

Rodeo Elements

- Event check-in
- Handing out wrist bands and blinking lights



School Highlight: Stevens Creek

Rodeo Elements

- Trailhead Cyclery did an ABC quick check station
- Cherie and Hung ran the helmet fitting station (10 helmets given away)



School Highlight: Stevens Creek

Rodeo Elements

- **Matt, Jian and SVBC ran two bike blenders and a speed bike**
- **Kids could ride laps around the field**



School Highlight: Stevens Creek

Rodeo Elements

- SRO ran a radar gun station



School Highlight: Stevens Creek

Rodeo Elements

- SVBC ran biking rules and safety course



School Highlight: Stevens Creek

Outcomes

- 49 students attended
- Wonderful community event including the SVBC, Safe Routes 2 School, Rotary, Walk/Bike Cupertino, Trailhead Cyclery, SRO, parent volunteers



School Highlight: Stevens Creek



Update: Education

Middle School Bike Skills Summer Workshops

are happening!

Please take flyers



BIKE SKILLS WORKSHOP

CHOOSE YOUR DATE:
JUNE 30
JULY 27
AUG 25
OR
SEP 21

8:30 AM - 1 PM

21251 STEVENS CREEK BLVD
(CUPERTINO SENIOR CENTER)

A one-day **MIDDLE SCHOOL BIKE SKILLS** class for rising 6th, 7th or 8th graders to prepare for riding to middle school and beyond!

\$110 for student and accompanying parent
(financial assistance available)

Learn:

- Basic traffic laws
- How to navigate intersections
- How to position yourself on the road
- How to avoid the most common bike crashes
- Bike hand signals

More information and registration:
bit.ly/CupertinoMSBS

Brought to you by:   

Student and parent should both bring a bike and helmet

Update: Working Group Meeting

Dates Next School Year

4-5 PM, Conference Room C
*August meeting is 4:30 – 5:30

August 13, 2019*
September 17, 2019
October 9, 2019
November 13, 2019
January 8, 2020

February 12, 2020
March 11, 2020
April 8, 2020
May 13, 2020
June 10, 2020

Meetings will occur the second Wednesday October through June

Update: Engagement

**Applications for
High School Representatives for our
Working Group**

are ready for distribution

Upcoming Events:



May 21: Deadline for High School Street Light Banner Design Contest,
Cupertino High Schools

May 29, 6:30 – 8:30pm: Carmen Road Bridge Community Meeting, Monta
Vista Recreation Center Multi-Purpose Room

June 12, 4-5pm: Cupertino SRTS Working Group Meeting, Conference Room
C, City Hall, 10300 Torre Ave

August 13, 4:30-5:30pm: Cupertino SRTS Working Group Meeting,
Conference Room C, City Hall, 10300 Torre Ave

September 28 9am – 1pm: 6th Annual Fall Bike Fest, City Hall Parking Lot,
10300 Torre Ave

Contact Info:

- For SRTS

Issues/Question/Comments/Scheduling:

- Best contact for program is saferoutes@Cupertino.org

- Report City Issues

To report a pothole, tree blocking a sign, signal timing issue, or other infrastructure issue:

- Log into Cupertino 311 www.Cupertino.org/cupertino311



A Big THANK YOU!!

