


Cupertino Safe Routes to School

Moving beyond improving infrastructure to change behavior

January 8, 2020
Working Group
Meeting



Cupertino Safe Routes to School (SR2S)

Mission Statement: *"Create a safer environment for students and families in Cupertino to travel to and from school actively."*



Cupertino SR2S: Happy New Year!

- Please introduce yourselves to the group with:
 - Your Name
 - Your school or org
 - Highlight of your Winter Break?



Public Comments



'FAQ' from the Frontlines



David Stillman, Transportation Manager, City of Cupertino





An
Adventure & Exploration
Destination for Kids



We Provide a Broad Range of Programs

- Summer Camps
- Middle School Bike Skills Classes
- Riding Lessons
- Family Rides
- Special Events

Summer Camps

Through Bicycling We Promote

- Self-confidence
- Leadership
- Environmental stewardship
- Fitness
- Personal awareness

Adventure Riding
Camp
Two Wheelers Club





Weekly Adventures

Different each day



We're outside most of the time ... exposing kids to nature

Weekly Field Trips



Promote an active lifestyle ... self-improvement and goal-setting

It's FUN . . . !



We're always on the go within the region



“...he came home at the end of the day with the hugest smile on his face and a sense of accomplishment.”

Background

- Founded in 2010
- Over 15,000 kids served
- League Cycling Instructors (LCI)
- Coaches with child development, teaching, coaching experience
- Locations: Cupertino, Los Gatos, Menlo Park, Palo Alto, San Francisco & Walnut Creek



QUESTIONS...?





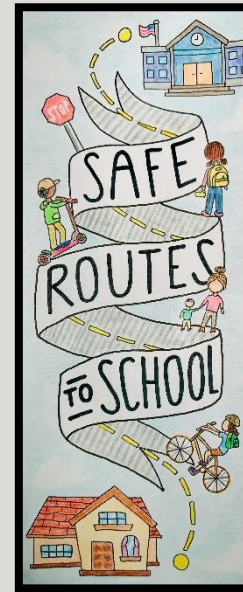
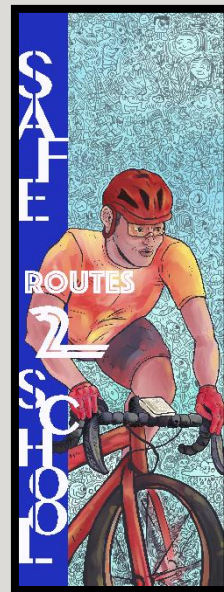


www.wheelkids.com



Program Update: Engagement

SR2S Street Light Banners

Winning banner designs will be hung by mid January, weather permitting



Program Update: Evaluation

Fall Student Travel Tallies

National Partnership provides Tally Sheet

Safe Routes to School Students Arrival and Departure Tally Sheet

+ CAPITAL LETTERS ONLY – BLUE OR BLACK INK ONLY +

School Name: _____ Teacher's First Name: _____ Teacher's Last Name: _____

Grade: (PK,K,1,2,3...) _____ Monday's Date (Week count was conducted) _____ Number of Students Enrolled in Class: _____

- Please conduct these counts on two of the following three days Tuesday, Wednesday, or Thursday. (Three days would provide better data if counted)
- Please do not conduct these counts on Mondays or Fridays.
- Before asking your students to raise their hands, please read through all possible answer choices so they will know their choices. Each Student may only answer once.
- Ask your students as a group the question "How did you arrive at school today?"
- Then, reread each answer choice and record the number of students that raised their hands for each. Place just one character or number in each box.
- Follow the same procedure for the question "How do you plan to leave for home after school?"
- You can conduct the counts once per day but during the count please ask students both the school arrival and departure questions.
- Please conduct this count regardless of weather conditions (i.e., ask these questions on rainy days, too).

Step 1. Fill in the weather conditions and number of students in each class
Step 2. AM – "How did you arrive at school today?" Record the number of hands for each answer.
 PM – "How do you plan to leave for home after school?" Record the number of hands for each answer.

Key	Weather	Student Tally	Walk	Bike	School Bus	Family Vehicle	Carpool	Transit	Other
	S= sunny R= rainy O=overcast SN=snow	Number in class when count made	-	-	-	Only with Children from your family	Riding with children from other families	City bus, subway, etc.	Skate-board, scooter, etc.
Sample AM	S N	2 0	2	3	8	3		3	1
Sample PM	R	1 9	3	3	8	1	2	2	
Tues. AM									
Tues. PM									
Wed. AM									
Wed. PM									
Thurs. AM									
Thurs. PM									

Please list any disruptions to these counts or any unusual travel conditions to/from the school on the days of the tally.

+ _____ +

Program Update: Evaluation

Fall Student Travel Tallies

Travel Options

Safe Routes to School Students Arrival and Departure Tally Sheet

+ CAPITAL LETTERS ONLY – BLUE OR BLACK INK ONLY +

School Name: _____ Teacher's First Name: _____ Teacher's Last Name: _____

Grade: (PK,K,1,2,3...) _____ Monday's Date (Week count was conducted) _____ Number of Students Enrolled in Class: _____

0 2 M M D D Y Y Y Y 1 5

• Please conduct these counts on two of the following three days Tuesday, Wednesday, or Thursday. (Three days would provide better data if counted)

• Please do not conduct these counts on Mondays or Fridays.

• Before asking your students to raise their hands, please read through all possible answer choices so they will know their choices. Each Student may only answer once.

• Ask your students as a group the question "How did you arrive at school today?"

• Then, reread each answer choice and record the number of students that raised their hands for each. Place just one character or number in each box.

• Follow the same procedure for the question "How do you plan to leave for home after school?"

• You can conduct the counts once per day but during the count please ask students both the school arrival and departure questions.

• Please conduct this count regardless of weather conditions (i.e., ask these questions on rainy days, too).

Step 1.
Fill in the weather conditions and number of students in each class

Step 2.
AM – "How did you arrive at school today?" Record the number of hands for each answer.
PM – "How do you plan to leave for home after school?" Record the number of hands for each answer.

Key	Weather		Student Tally	Walk	Bike	School Bus	Family Vehicle	Carpool	Transit	Other
	S= sunny	R= rainy		-	-	-	Only with Children from your family	Riding with children from other families	City bus, subway, etc.	Skate-board, scooter, etc.
Sample AM	S	N	2 0	2	3	8	3		3	1
Sample PM		R	1 9	3	3	8	1	2	2	
Tues. AM										
Tues. PM										
Wed. AM										
Wed. PM										
Thurs. AM										
Thurs. PM										

Please list any disruptions to these counts or any unusual travel conditions to/from the school on the days of the tally.

+ _____ +

Program Update: Evaluation

Fall Student Travel Tallies

Two travel modes have come up that don't fit neatly into these options:

- After-School Care Vanpool
- New Via Community Shuttle

Safe Routes to School Students Arrival and Departure Tally Sheet

+ CAPITAL LETTERS ONLY – BLUE OR BLACK INK ONLY +

School Name: _____ Teacher's First Name: _____ Teacher's Last Name: _____

Grade: (PK,K,1,2,3...) _____ Monday's Date (Week count was conducted) _____ Number of Students Enrolled in Class: _____

0 2 M M D D Y Y Y Y 1 5

• Please conduct these counts on two of the following three days Tuesday, Wednesday, or Thursday. (Three days would provide better data if counted)

• Please do not conduct these counts on Mondays or Fridays.

• Before asking your students to raise their hands, please read through all possible answer choices so they will know their choices. Each Student may only answer once.

• Ask your students as a group the question "How did you arrive at school today?"

• Then, reread each answer choice and record the number of students that raised their hands for each. Place just one character or number in each box.

• Follow the same procedure for the question "How do you plan to leave for home after school?"

• You can conduct the counts once per day but during the count please ask students both the school arrival and departure questions.

• Please conduct this count regardless of weather conditions (i.e., ask these questions on rainy days, too).

Step 1.
Fill in the weather conditions and number of students in each class

Step 2.
AM – "How did you arrive at school today?" Record the number of hands for each answer.
PM – "How do you plan to leave for home after school?" Record the number of hands for each answer.

Key	Weather		Student Tally	Walk	Bike	School Bus	Family Vehicle	Carpool	Transit	Other
	S= sunny	R= rainy		-	-	-	Only with Children from your family	Riding with children from other families	City bus, subway, etc.	Skate-board, scooter, etc.
Sample AM	S	N	2 0	2	3	8	3		3	1
Sample PM		R	1 9	3	3	8	1	2	2	
Tues. AM										
Tues. PM										
Wed. AM										
Wed. PM										
Thurs. AM										
Thurs. PM										

Please list any disruptions to these counts or any unusual travel conditions to/from the school on the days of the tally.

+ _____ +

Program Update: Evaluation

Fall Student Travel Tallies

We want to make sure all teachers count these modes the same

- Vanpool = Carpool
- Via = Transit

Safe Routes to School Students Arrival and Departure Tally Sheet

+ CAPITAL LETTERS ONLY – BLUE OR BLACK INK ONLY +

School Name: _____ Teacher's First Name: _____ Teacher's Last Name: _____

Grade: (PK,K,1,2,3...) _____ Monday's Date (Week count was conducted) _____ Number of Students Enrolled in Class: _____

- Please conduct these counts on two of the following three days Tuesday, Wednesday, or Thursday. (Three days would provide better data if counted)
- Please do not conduct these counts on Mondays or Fridays.
- Before asking your students to raise their hands, please read through all possible answer choices so they will know their choices. Each Student may only answer once.
- Ask your students as a group the question "How did you arrive at school today?"
- Then, reread each answer choice and record the number of students that raised their hands for each. Place just one character or number in each box.
- Follow the same procedure for the question "How do you plan to leave for home after school?"
- You can conduct the counts once per day but during the count please ask students both the school arrival and departure questions.
- Please conduct this count regardless of weather conditions (i.e., ask these questions on rainy days, too).

Step 1. Fill in the weather conditions and number of students in each class
Step 2. AM – "How did you arrive at school today?" Record the number of hands for each answer.
 PM – "How do you plan to leave for home after school?" Record the number of hands for each answer.

Key	Weather		Student Tally	Walk	Bike	School Bus	Family Vehicle	Carpool	Transit	Other
	S= sunny R= rainy O=overcast SN=snow	N		Number in class when count made	-	-	-	Only with Children from your family	Riding with children from other families	City bus, subway, etc.
Sample AM	S	N	2 0	2	3	8	3		3	1
Sample PM		R	1 9	3	3	8	1	2	2	
Tues. AM										
Tues. PM										
Wed. AM										
Wed. PM										
Thurs. AM										
Thurs. PM										

Please list any disruptions to these counts or any unusual travel conditions to/from the school on the days of the tally.

+ _____ +

Program Update: Evaluation

Fall Student Travel Tallies

Note Circled Options

Safe Routes to School Students Arrival and Departure Tally Sheet

+ CAPITAL LETTERS ONLY – BLUE OR BLACK INK ONLY +

School Name: _____ Teacher's First Name: _____ Teacher's Last Name: _____

Grade: (PK,K,1,2,3...) _____ Monday's Date (Week count was conducted) _____ Number of Students Enrolled in Class: _____

- Please conduct these counts on two of the following three days Tuesday, Wednesday, or Thursday. (Three days would provide better data if counted)
- Please do not conduct these counts on Mondays or Fridays.
- Before asking your students to raise their hands, please read through all possible answer choices so they will know their choices. Each Student may only answer once.
- Ask your students as a group the question "How did you arrive at school today?"
- Then, reread each answer choice and record the number of students that raised their hands for each. Place just one character or number in each box.
- Follow the same procedure for the question "How do you plan to leave for home after school?"
- You can conduct the counts once per day but during the count please ask students both the school arrival and departure questions.
- Please conduct this count regardless of weather conditions (i.e., ask these questions on rainy days, too).

Step 1. Fill in the weather conditions and number of students in each class
Step 2. AM – "How did you arrive at school today?" Record the number of hands for each answer.
 PM – "How do you plan to leave for home after school?" Record the number of hands for each answer.

Key	Weather		Student Tally	Walk	Bike	School Bus	Family Vehicle	Carpool	Transit	Other
	S= sunny R= rainy O=overcast SN=snow	N								
Sample AM	S	N	2 0	2	3	8	3		3	1
Sample PM		R	1 9	3	3	8	1	2	2	
Tues. AM										
Tues. PM										
Wed. AM										
Wed. PM										
Thurs. AM										
Thurs. PM										

Please list any disruptions to these counts or any unusual travel conditions to/from the school on the days of the tally.

+ _____ +

Program Update: Evaluation

Fall 2019 Student Travel Tallies Results



Final version of Data Report will be posted here: cupertino.org/saferoutes/data

Upcoming Events:



February 12, 4-5 pm: Cupertino SR2S Working Group Meeting,
Conference Room C, City Hall, 10300 Torre Ave

Contact Info:

- **For Issues/Question/Comments/Scheduling:**

- Best contact for program is saferoutes@Cupertino.org

- **Report City Issues**

To report a pothole, tree blocking a sign, signal timing issue, or other infrastructure issue:

- Log into Cupertino 311 www.Cupertino.org/cupertino311



A Big THANK YOU!!

