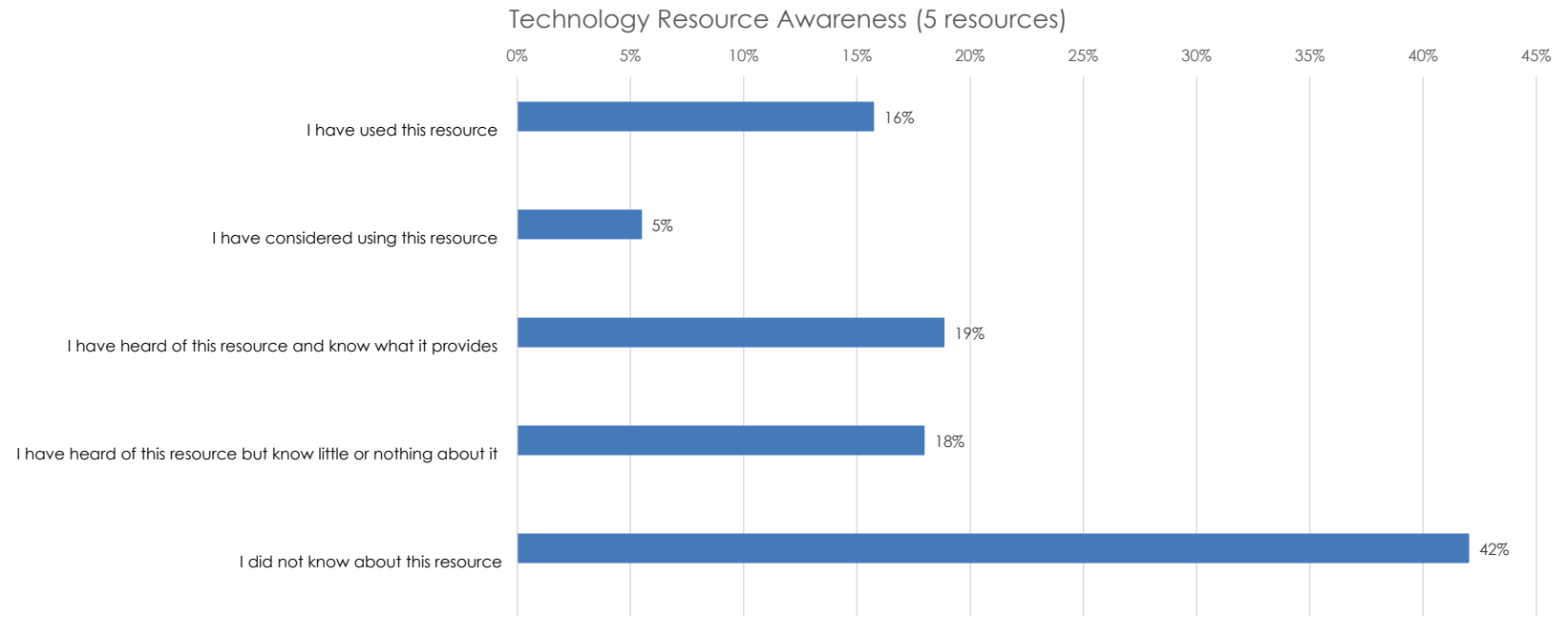


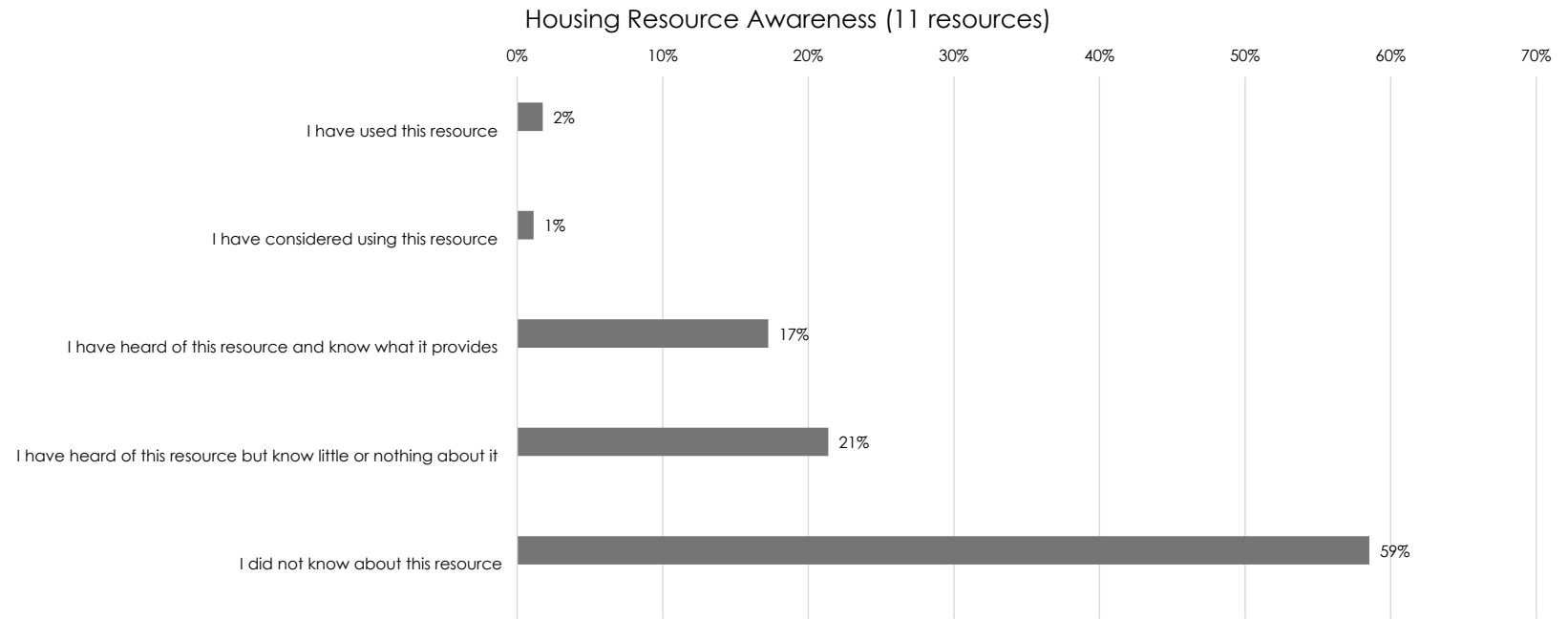
Technology Resource Awareness (5 resources)	
I have used this resource	16%
I have considered using this resource	5%
I have heard of this resource and know what it provides	19%
I have heard of this resource but know little or nothing about it	18%
I did not know about this resource	42%



Of the five resources listed (see tables below for full list), respondents had the greatest awareness of public computers available at the Cupertino Library, and were most likely to have used the public WiFi available at some City buildings. Respondents were least aware of GetSetup.io, a virtual class platform with access sponsored by the Cupertino Library Foundation with support from the Cupertino Community Funding Grant Program.

Technology Resource Awareness	Technology classes held at the Cupertino Senior Center (Apple Assistance, Android workshops, iPhone and iPad workshops)		Public WiFi in City buildings (City Hall, Quinlan Community Center, Senior Center, etc.)		Public access computers at the Cupertino Library		Cupertino Library resource workshops (Kanopy, Creativebug, Freegal, NY Times Online, Universal Class, Flipster, Medici.TV, Discover and Go, Overdrive, PressReader, etc.)		Get Setup (getsetup.io)	
	Respondents	Percentage	Respondents	Percentage	Respondents	Percentage	Respondents	Percentage	Respondents	Percentage
I have used this resource	47	10%	132	29%	123	27%	49	11%	8	2%
I have considered using this resource	41	9%	26	6%	23	5%	30	7%	5	1%
I have heard of this resource and know what it provides	107	24%	90	20%	166	36%	51	11%	16	3%
I have heard of this resource but know little or nothing about it	138	30%	78	17%	95	21%	76	17%	23	5%
I did not know about this resource	121	27%	129	28%	51	11%	252	55%	406	89%

Housing Resource Awareness (11 resources)	
I have used this resource	2%
I have considered using this resource	1%
I have heard of this resource and know what it provides	17%
I have heard of this resource but know little or nothing about it	21%
I did not know about this resource	59%



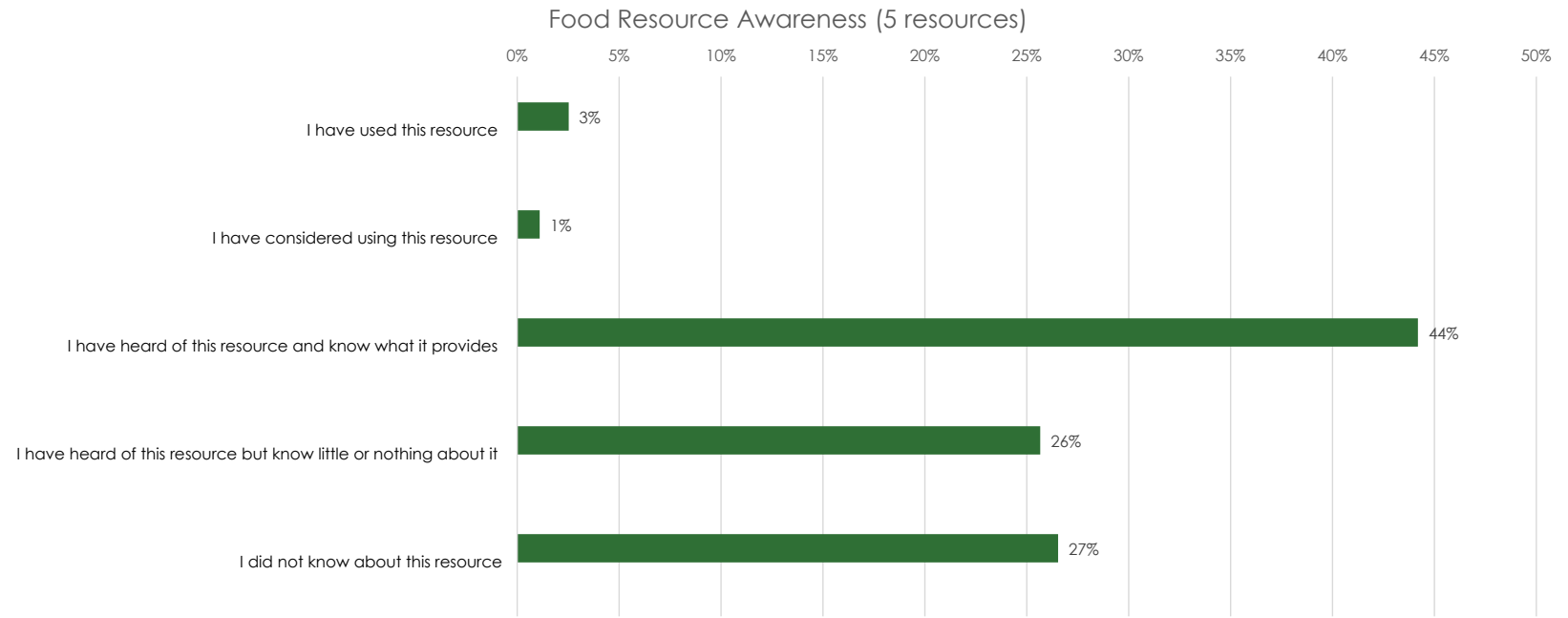
Of the 11 resources listed (see tables below and on the following page for full list), respondents had the greatest awareness of West Valley Community Services (WVCS), Habitat for Humanity, and Catholic Charities. Respondents were least aware of the Housing Trust Silicon Valley and the Haven to Home program.

Housing Resource Awareness	Below Market Rate (BMR) Housing Program		Senior Adult Legal Assistance (SALA)		West Valley Community Services (WVCS)		Long Term Care Ombudsman		Rebuilding Together	
	Respondents	Percentage	Respondents	Percentage	Respondents	Percentage	Respondents	Percentage	Respondents	Percentage
I have used this resource	12	3%	26	6%	22	5%	5	1%	6	1%
I have considered using this resource	5	1%	13	3%	8	2%	6	3%	4	1%
I have heard of this resource and know what it provides	90	20%	69	15%	161	35%	42	1%	30	7%
I have heard of this resource but know little or nothing about it	128	28%	133	29%	100	22%	77	20%	48	11%
I did not know about this resource	223	49%	217	47%	166	36%	328	28%	369	81%

Housing Resource Awareness (cont.)	Housing Authority of the County of Santa Clara		Project Sentinel		Housing Trust Silicon Valley		Habitat for Humanity		Haven to Home Program	
	Respondents	Percentage	Respondents	Percentage	Respondents	Percentage	Respondents	Percentage	Respondents	Percentage
I have used this resource	3	1%	2	0%	0	0%	6	1%	0	0%
I have considered using this resource	8	2%	2	0%	2	0%	4	1%	1	0%
I have heard of this resource and know what it provides	54	12%	17	4%	18	4%	236	52%	11	2%
I have heard of this resource but know little or nothing about it	180	39%	51	11%	51	11%	123	27%	33	7%
I did not know about this resource	211	46%	382	84%	384	84%	87	19%	411	90%

Housing Resource Awareness (cont.)	Catholic Charities	
	Respondents	Percentage
I have used this resource	6	1%
I have considered using this resource	3	1%
I have heard of this resource and know what it provides	138	30%
I have heard of this resource but know little or nothing about it	149	33%
I did not know about this resource	161	35%

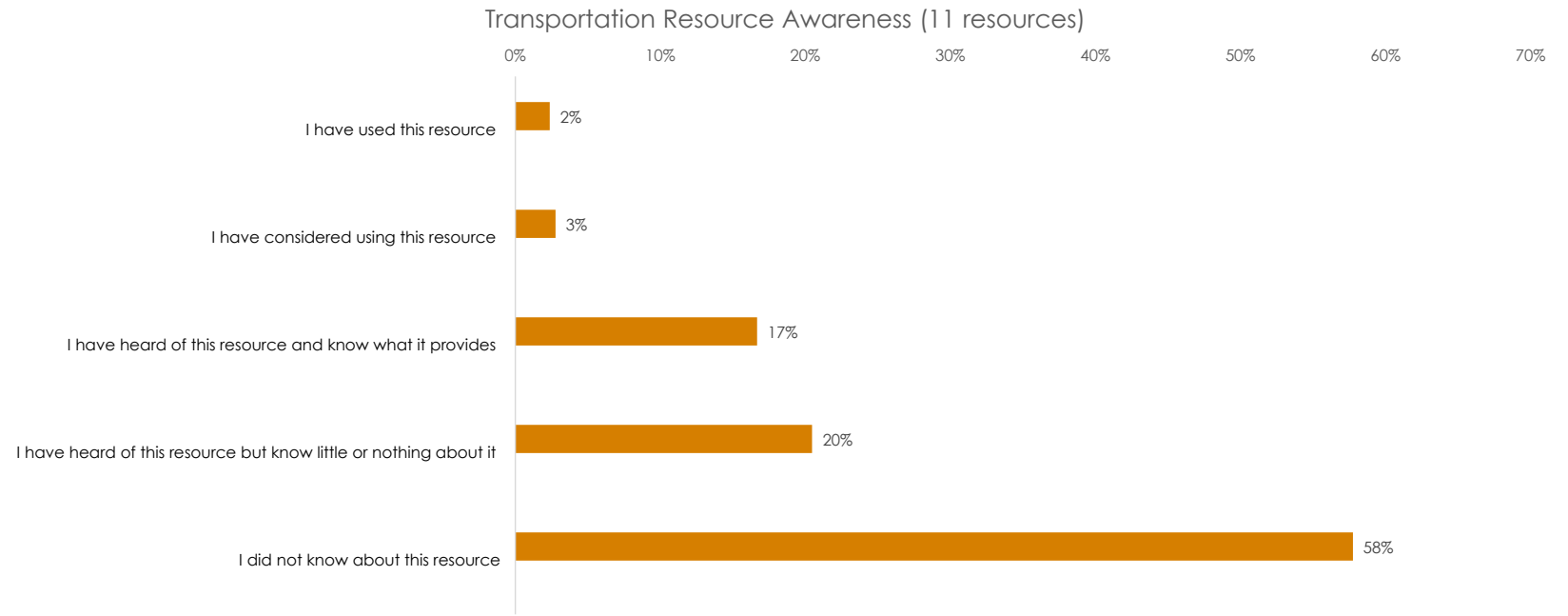
Food Resource Awareness (4 resources)	
I have used this resource	3%
I have considered using this resource	1%
I have heard of this resource and know what it provides	44%
I have heard of this resource but know little or nothing about it	26%
I did not know about this resource	27%



Of the four resources listed (see tables below for full list), respondents had the greatest awareness of Second Harvest Food Bank and Meals on Wheels. Respondents were least aware of the Senior Nutrition Program.

Food Resource Awareness	Senior Nutrition Program		West Valley Community Services (WVCS)		Second Harvest Food Bank		Meals on Wheels	
	Respondents	Percentage	Respondents	Percentage	Respondents	Percentage	Respondents	Percentage
I have used this resource	12	3%	16	4%	12	3%	6	1%
I have considered using this resource	8	2%	2	0%	4	1%	6	1%
I have heard of this resource and know what it provides	65	14%	165	36%	303	67%	273	60%
I have heard of this resource but know little or nothing about it	142	31%	113	25%	99	22%	114	25%
I did not know about this resource	230	50%	161	35%	37	8%	56	12%

Transportation Resource Awareness (6 resources)	
I have used this resource	2%
I have considered using this resource	3%
I have heard of this resource and know what it provides	17%
I have heard of this resource but know little or nothing about it	20%
I did not know about this resource	58%

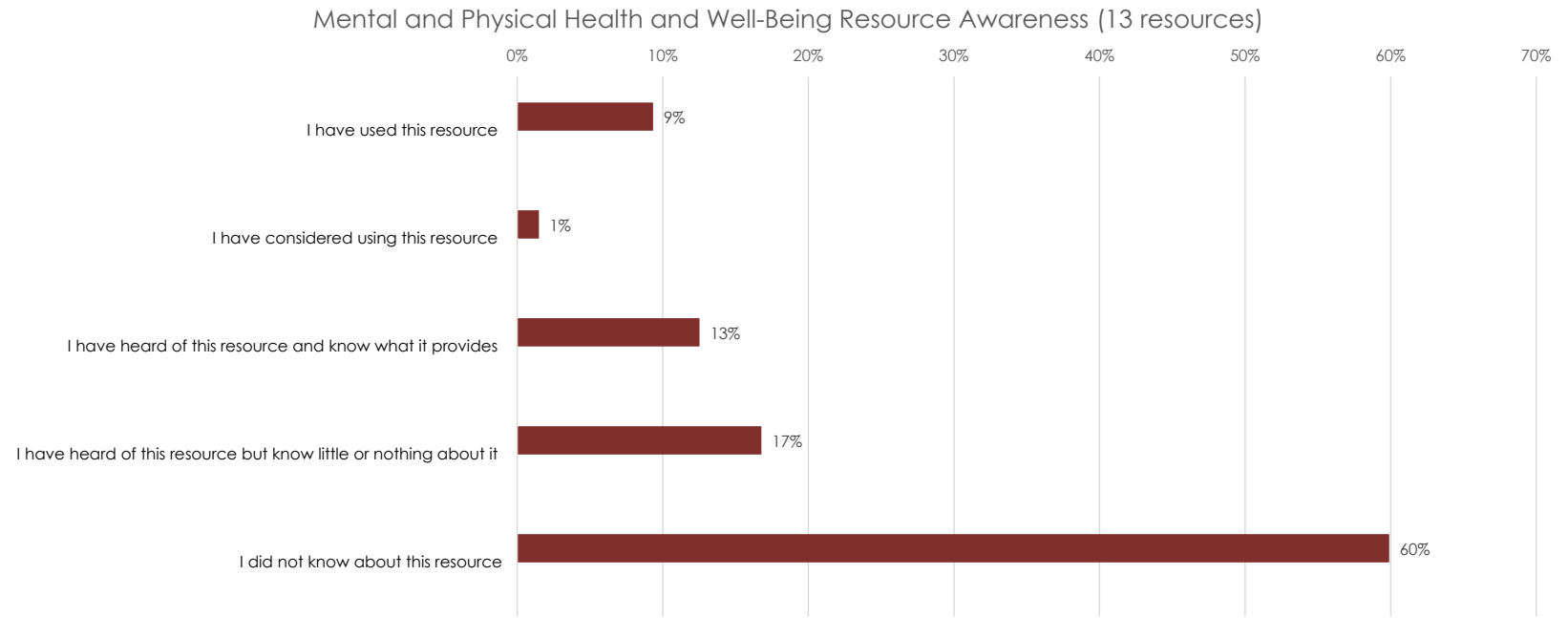


Of the six resources listed (see tables below and on the following page for full list), respondents had the greatest awareness of Via Cupertino and VTA Access. Respondents were least aware of the Avenidas Door-to-Door program.

Transportation Resource Awareness	Via Cupertino		R.Y.D.E.		VTA Access		Heart of the Valley Services for Seniors		Road Runners of El Camino Hospital	
	Respondents	Percentage	Respondents	Percentage	Respondents	Percentage	Respondents	Percentage	Respondents	Percentage
I have used this resource	19	4%	7	2%	21	5%	1	0%	15	3%
I have considered using this resource	44	10%	12	3%	12	3%	3	1%	3	1%
I have heard of this resource and know what it provides	130	28%	82	18%	142	31%	25	5%	62	14%
I have heard of this resource but know little or nothing about it	112	25%	108	24%	170	37%	53	12%	69	15%
I did not know about this resource	152	33%	249	54%	113	25%	376	82%	309	67%

Transportation Resource Awareness (cont.)	Avenidas Door-to-Door	
	Respondents	Percentage
I have used this resource	2	0%
I have considered using this resource	2	0%
I have heard of this resource and know what it provides	17	4%
I have heard of this resource but know little or nothing about it	50	11%
I did not know about this resource	387	84%

Mental and Physical Health and Well-Being Resource Awareness (13 resources)	
I have used this resource	9%
I have considered using this resource	1%
I have heard of this resource and know what it provides	13%
I have heard of this resource but know little or nothing about it	17%
I did not know about this resource	60%



Of the 13 resources listed (see tables below and on the following page for full list), respondents had the greatest awareness of Cupertino Parks and Recreation and the Cupertino Senior Center, with large portions of respondents (61% and 41% respectively) having used the resource. Respondents were least aware of Maitri, a resource providing services to those experiencing domestic violence.

Mental and Physical Health and Well-Being Resource Awareness	Cupertino Senior Center		Cupertino Parks and Recreation		Health Insurance Counseling and Advocacy Program (HICAP)		Senior Adults Legal Assistance (SALA)		Sourcewise	
	Respondents	Percentage	Respondents	Percentage	Respondents	Percentage	Respondents	Percentage	Respondents	Percentage
I have used this resource	186	41%	253	61%	18	4%	23	5%	17	4%
I have considered using this resource	30	7%	16	4%	8	2%	13	3%	6	1%
I have heard of this resource and know what it provides	94	21%	118	28%	59	13%	63	14%	13	3%
I have heard of this resource but know little or nothing about it	110	24%	18	4%	93	20%	119	26%	42	9%
I did not know about this resource	36	8%	13	3%	280	61%	240	52%	379	83%

Mental and Physical Health and Well-Being Resource Awareness (cont.)	211		Behavioral Health Services – Santa Clara County		Live Oak Adult Day Services		Veteran's Administration		Catholic Charities Older Adult Behavioral Health Service	
	Respondents	Percentage	Respondents	Percentage	Respondents	Percentage	Respondents	Percentage	Respondents	Percentage
I have used this resource	15	3%	4	1%	5	1%	19	4%	1	0%
I have considered using this resource	2	0%	1	0%	3	1%	6	1%	1	0%
I have heard of this resource and know what it provides	27	6%	23	5%	56	12%	146	32%	41	9%
I have heard of this resource but know little or nothing about it	61	13%	69	15%	69	15%	155	34%	90	20%
I did not know about this resource	353	77%	361	79%	324	71%	131	29%	324	71%

Mental and Physical Health and Well-Being Resource Awareness (cont.)	Friendship Line		Adult Protective Services		Maitri	
	Respondents	Percentage	Respondents	Percentage	Respondents	Percentage
I have used this resource	1	0%	9	2%	0	0%
I have considered using this resource	2	0%	0	0%	0	0%
I have heard of this resource and know what it provides	8	2%	73	16%	18	4%
I have heard of this resource but know little or nothing about it	21	5%	135	30%	8	2%
I did not know about this resource	423	93%	240	53%	431	94%