


- 掃描QR碼獲取中文地語版。
- हिंदी अनुवाद के लिए QR कोड को स्कैन करें।
- Escanee el Código QR para ver las traducciones en español.



WASTE GUIDE

for multi-family residents



Cupertino's three-bin waste collection system offers recycle, compost, and landfill service to all residents. Collection services are provided by our waste hauler, Recology.

Cupertino's Three-Bin System

Recycle

Paper, metal, glass, and some plastics go in your blue cart or bin.

Contents are taken to a materials recovery facility to be sorted, bailed, and marketed to be recycled into new items.

Empty, Clean, and Dry



Plastics Bottles, Tubs, and Jugs



Glass

Metal



Paper & Cardboard



Compost

Food scraps including meat, bones, dairy, shells, grains, veggies, food-soiled paper, and plants go in your green cart or bin.

Contents are used to create compost.



Food Scraps



Yard Trimmings



Food-soiled Paper



Landfill

Items that cannot be recycled or composted such as compostable plastic, polystyrene foam (commonly known as Styrofoam™), chip bags, candy and granola bar wrappers, broken glass, kitty litter, pet waste, masks, gloves, and rubber must go in your gray cart or bin.

Contents are taken to the landfill.



Single-use Plastic



Packaging Foam & Polystyrene



Diapers & Pet Waste



Visit cupertino.gov/nowaste for a full list of recyclable and compostable items.

For more information, contact us at:



CUPERTINO

City of Cupertino

cupertino.gov/nowaste
environmental@cupertino.gov
 (408) 777-3236



Recology Cupertino

recology.com/cupertino
recologysouthbay@recology.com
 (408) 725-4020

Everyone Must Compost in Cupertino

Sort food scraps and soiled paper

Sort your food waste like you sort your recycling. Store food scraps and food-soiled paper from your kitchen in a pail or other container.

Empty into your outdoor compost cart or shared bin

If contents are bagged, use paper or BPI Certified compostable bags. No plastic bags.

Get your Free Food Scrap Pail

Residents may receive a free container to collect their food scraps from their kitchens (one per household). If you have not already received one, request one online at cupertino.gov/foodscraps.



Contact your property manager, or request a free container online at Cupertino.gov/FoodScraps



Tips for Success:

Reduce mess

Line your kitchen pail or container with a BPI Certified compostable bag or newspaper liner to make it easier to clean.

Reduce smell

Remember to empty your indoor collection bin two or three times per week into your outdoor compost cart.

Clean your indoor container with baking soda and soap.

Reduce pests

Freeze your food scraps until your curbside collection day to slow down the decomposition process and keep the pests away.

Recycling is easy in Cupertino

Sort metal, glass, paper, and plastic into your blue bin or cart.

Recycling is not just a good idea... it's the law!

Free Recycle Buddy Bag

Reuse this bag to store metal, glass, paper, and plastic and transfer your recyclables to the bin or cart.

Check with your property manager or request a free recycling buddy bag
Contact Recology
(408) 725 - 4020



? Frequently Asked Questions ?

About Recycling & Composting

Empty, Clean, and Dry



How clean does it need to be?

A: Empty all food and liquids. Scrape as much food as possible from the inside of all containers and jars. If you have scraped out most of the food, no rinse is necessary. The cleaner the item, the higher chance it has of being recycled.

Should I dump out liquids?

A: Yes, please empty all liquids prior to recycling bottles, cans, cups, and cartons. Liquid cleansers, garden chemicals, and automotive fluids must be disposed of as hazardous material.

What happens to recyclables after they are picked up?

A: Every city has a different process for waste. In Cupertino, the items collected in the blue bin or cart are sent to GreenWaste in San Jose to be sorted, bailed, and then marketed to be turned into new items.

Problem Materials

Can I recycle or compost compostable plastic or biodegradable plastic?

A: No, items that look like plastic but are labeled compostable or biodegradable should go in the gray landfill bin or cart.



Can I recycle or compost Styrofoam™?

A: No, all expanded polystyrene (commonly referred to as Styrofoam™) is not recyclable or compostable and must be placed in your gray landfill bin or cart.



Bags back to the Store

Can clear flexible plastic (film plastic) be recycled?

A: Yes, the best way to recycle film plastic is to bag the material together and bring it back to your local grocery store for collection.

Do not put loose plastic bags in your recycling cart or bin.



Film plastic

Hazardous Waste never in the landfill

Household Hazardous Waste Program

Household Hazardous Waste (HHW) is not accepted in any landfill and should NOT be placed in the landfill, recycle, compost, or poured down the drain. All Cupertino residents can safely dispose of HHW through the Santa Clara County Household Hazardous Waste Program for free.

Schedule a free drop-off appointment at HHW.org or (408) 299-7300



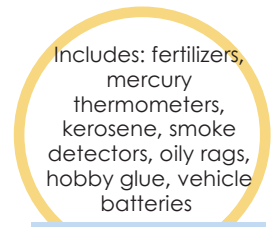
Cleaners & Chemicals



Computers & Electronics



Light Bulbs



Includes: fertilizers, mercury, thermometers, kerosene, smoke detectors, oily rags, hobby glue, vehicle batteries

Other Materials

Medication and Sharps Drop-off or Mail-back

DO NOT flush medications down the toilet. Medications are not completely removed when passing through waste water treatment plants and are harmful to marine life and the ecosystem.

Visit med-project.org to request a free mail-back box or find a drop-off location near you



Sharps & Needles



Medication

Paint Disposal

Paint is a leading cause of toxic waste in the landfill. If it ends up in the landfill, it can leach heavy metals, such as mercury, lead, and cadmium, and toxic chemicals in the soil and groundwater. This leads to environmental and health impacts.

Visit paintcare.org to find a free drop-off location




Paint, Primers, Stains, & Sealers

Household Batteries

NEVER put batteries in the landfill, recycle, or compost bins. Batteries contain toxic metals and can be flammable.

Check with your property manager to see if battery collection is available at your complex.

Batteries can be disposed of at some hardware stores or at the Santa Clara County Household Hazardous Waste Program listed above.



Household Batteries

For full list of hazardous waste items and how to dispose of them visit: cupertino.gov/HHW

Curbside On-Call Collections

Got junk? All Cupertino homes are eligible for two **free** on-call collections of bulky goods per calendar year.

Accepted Items

Visit recology.com/cupertino for full list of accepted items.



Worn & Damaged Furniture



Electronics



Refrigerators, Air Conditioners, & Other Appliances

Rules & Restrictions

- Three item limit per pick-up
- No items with oil, diesel, or gasoline
- No hazardous waste (other than electronics)

**Call Recology at
(408) 725-4020**

Coordination with your property manager may be required to arrange for collection.

Environmental Recycling and Paper Shredding Event

The City of Cupertino and Recology host four shredding and environmental recycling events per year to prevent valuable resources from being sent to the landfill. Residents must provide personal identification to verify residency. Residents are responsible for unloading their own materials.

Accepted Items

Check cupertino.gov/environmentalday for a full list of items.



Furniture



Clothes



Shoes

Event Dates & Location

De Anza College Parking Lot
"A" 4 times per year
Check for days and times at:
cupertino.gov/environmentalday

For Donation: Reusable items. **NO** dirty, broken, stained, or torn items.
No mattresses.



Confidential Documents



Computers & Electronics



Appliances



Fluorescent tubes, CFLs, & Batteries

For Shredding:
Three box limit

For Recycling: No appliances that contain freon.

Tips for Zero Waste Living in Cupertino

The City of Cupertino has a vision of a zero waste future and has set a goal to divert at least 75% of materials from the landfill. Help Cupertino achieve this goal by adopting zero waste practices in your own daily life.

Save Food: Shop the fridge first

According to Food Shift, Americans throw away 25% of the food they bring home.

1. PLAN- Assess what is in your fridge and pantry weekly and identify which items to eat first.
2. STORE- Learn how to keep your food fresh longer with storage tips at foodshift.net.
3. LEARN- 'Use by' and 'sell by' dates are about guaranteed best experience, not safety, and many products are good beyond those dates.
4. COOK- Give leftovers a new life with a little creativity. Visit savedthefood.com for recipes and tips.



Best If Used

Learn more at lovefoodnotwaste.gov

Go Reusable: Say no to single-use

Say no to one-time use items such as utensils, straws, and bags when offered to you at restaurants and stores. Explore refillable options such as buying in bulk for items such as dry food, floss, shampoo, toothpaste, and more!

Search online for stores that allow you to bring your own containers for bulk products



Reusable Utensil Kit



Bulk Dry Food



Bulk Toothpaste

Sell and Shop Used:

Donate, Resell, and Buy Used

Donate furniture, clothes, toys, and electronics to a charity organization or sell them through websites or mobile apps such as Craigslist, Facebook Marketplace, OfferUp, eBay, or other resale shop.

Make the process full circle! Buy or acquire used furniture, clothing, and other items.

View a list of local donation agencies at cupertino.gov/nowaste

Repair and Share:

Items and clothes

Many broken items can be fixed instead of thrown away. YouTube is a great resource to learn how to fix items yourself.

Borrow tools from the Cupertino Library for free if you need a tool to fix it.

Mending clothes can extend the life of your favorite garments.

Having a clothing exchange between family and friends is a great way to give your wardrobe a new look without breaking the bank.