



DEMOLITION PERMIT APPLICATION

COMMUNITY DEVELOPMENT DEPARTMENT • BUILDING
 DIVISION 10300 TORRE AVENUE • CUPERTINO, CA 95014-3255
 (408) 777-3228 • 777-3333 • building@cupertino.org

D

PERMIT #D _____ - _____

BUILDING/STRUCTURE SWIMMING POOL/SPA

PROJECT ADDRESS	APN #
-----------------	-------

OWNER NAME	PHONE	E-MAIL
------------	-------	--------

STREET ADDRESS	CITY	STATE	ZIP
----------------	------	-------	-----

<input type="checkbox"/> CONTRACTOR NAME	<input type="checkbox"/> OWNER-BUILDER	COMPANY NAME	LICENSE NUMBER	LICENSE TYPE
--	--	--------------	----------------	--------------

STREET ADDRESS	CITY, STATE, ZIP
----------------	------------------

E-MAIL	PHONE	BUS. LIC #
--------	-------	------------

ARCHITECT OWNER OWNER AGENT CONTRACTOR AGENT ENGINEER DEVELOPER TENANT

CONTACT NAME	E-MAIL
--------------	--------

STREET ADDRESS	CITY, STATE, ZIP	PHONE
----------------	------------------	-------

DESCRIPTION

<input type="checkbox"/> SINGLE-FAMILY/DUPLEX <input type="checkbox"/> MULTI-FAMILY <input type="checkbox"/> INDUSTRIAL <input type="checkbox"/> COMMERCIAL <input type="checkbox"/> SWIMMING POOL <input type="checkbox"/> ATTACHED SPA <input type="checkbox"/> DETACHED SPA <input type="checkbox"/> LANDSCAPE PURPOSE ONLY <input type="checkbox"/> STRUCTURE TO BE BUILT	USE	TYPE	SQ.FT.	VALUATION (\$)
<i>No structural or floor slab support shall be built unless the pool shell is removed in its entirety. Backfill must be certified by a licensed Geotechnical or Civil Engineer to verify backfill materials, soil type and compaction percentage of 90% maximum density prior to inspection.</i>	RECEIVED BY			TOTAL

# DWELLING UNITS	ASB#	OTHER:
------------------	------	--------

By my signature below I certify to each of the following: I am the property owner or authorized agent to act on the property owner's behalf. I have read this application and the information I have provided is correct. I have read the Description of Work and verify it is accurate. I agree to comply with all applicable local ordinances and state laws relating to building construction. I authorize representatives of Cupertino to enter the above-identified property for inspection purposes.
 I acknowledge and authorize all information contained on this application form to be made available for public record.

Signature of Applicant/Agent: _____ Date: _____

NOTES:



PROCEDURE CHECKLIST FOR DEMOLITION PERMITS

COMMUNITY DEVELOPMENT DEPARTMENT • BUILDING DIVISION
ALBERT SALVADOR, P.E., C.B.O., BUILDING OFFICIAL
10300 TORRE AVENUE • CUPERTINO, CA 95014-3255
(408) 777-3228 • building@cupertino.org

Demolition permits are required for all sites where a demolition of any building, structure, and/or pool is proposed. An application for a Demolition Permit may be submitted concurrently with a Building Permit. A Building Permit will not be issued until the Demolition Permit is approved. Plan check fees are due at the time of the application submittal.

All items listed below are to be complete prior to the issuance of a Demolition Permit:

1. Complete a Demolition Permit Application (D). (*A Demo Permit application can be submitted concurrently with the Building Permit submittal.*)
2. One (1) scaled digital copy of a Site Plan on a USB thumb drive. (Refer to the Demolition Site Plan Requirements).
3. Show all trees 10 inches in diameter at 3 feet above grade. Illustrate the tree protection measures that will remain in place during construction. Per City of Cupertino Municipal code 14.18.200 and 14.18.210.
4. Verify if the building(s) and/or structure(s) are historical landmark(s). Obtain clearance from the Community Development Planning Department.
5. Provide a Termination/Disconnect letter from the Utility Suppliers confirming that the gas and electrical services have been terminated at the main/street.
Contact PG&E IMMEDIATELY @ 408-725-3325 to schedule a disconnect.
6. Provide a letter of Certification from Bay Area Air Quality Management District, (BAAQMD - www.baaqmd.gov @ 415-749-4762) providing an ASB Number.
7. The demolition of a pool will require a Cupertino Sewer District permit to drain the pool. Contact Frank Quach at fquach@markthomas.com
8. Provide a letter of clearance of all vermin from a licensed pest control contractor.
9. Complete a Construction and Demolition Recycling Diversion form.
<http://www.cupertino.org/home/showdocument?id=4078>
10. Permittee shall install tree protection measures consistent with City Standard Detail 6-4 (attached hereto), and shall contact the Public Works Inspector, Kevin Rieden @ 408-777-3104, for inspection and approval of the facilities. **OBTAIN SIGN-OFF OF TREE PROTECTION MEASURES PRIOR TO SUBMITTAL OF THE DEMOLITION PERMIT APPLICATION.**

LIVE FIRE TRAINING DRILLS

Municipal fire departments frequently use residential structures scheduled for demolition to provide realistic, yet controlled scenarios for training exercises. If you are interested in providing a Permitted Structure for a fire training exercise, please contact:
Santa Clara County Fire Training Division @ 408-378-4010



SWIMMING POOL REMOVAL REQUIREMENTS

COMMUNITY DEVELOPMENT DEPARTMENT • BUILDING DIVISION

ALBERT SALVADOR, P.E., C.B.O., BUILDING OFFICIAL

10300 TORRE AVENUE • CUPERTINO, CA 95014-3255

(408) 777-3228 • building@cupertino.org

PURPOSE

The purpose of this guideline is to clarify the minimum requirements to allow for the removal of an existing swimming pool. A building permit is required for the removal of all swimming pools.

PLAN REQUIREMENTS

1. Provide a completed construction permit application.
2. Provide an electronic copy of a completely dimensioned site plan showing all property lines, all existing structures, location of existing swimming pool and setback dimensions from the pool to the existing structures and property lines. **Specify which of the options will be used below.**
 - Drawing and document files shall be saved as .pdf files. Drawing sheet file names should be as follows: SHEET NUMBER – SHEET TITLE. Save each drawing sheet as a single file.
3. [Owner-Builder Disclosure Form](#) (for property owners applying for their own building permit)
4. All existing gas and electrical lines will be verified to be properly terminated.

OPTION A – POOL SHELL TO REMAIN

1. Drill a minimum of three (3) - 12” diameter holes evenly spaced along the center line of the pool bottom. Call for initial inspection to verify size and spacing of required drain holes.
2. Backfill the remaining pool shell with ¾” maximum size crushed rock for a minimum of 8” deep at the bottom of the pool. Gravel shall be packed into place. Clean fill may be added beyond the initial crushed rock backfill.
3. Line the top of gravel with a nonwoven geotextile filter fabric and wrap the fabric up the pool walls at least 1 foot. The filter fabric should be at least 6-ounce per square foot weight, such as Mirafi 160N, Amoco 4551, Contech 6-60NW, TNS R060, or other equivalent manufacturer's product.
4. Backfill with clean dirt. Backfill shall be moistened and tractor rolled or tamped with a wacker compacting plate into place. No fill dirt shall be stored on the street or public right-of-way without an encroachment permit issued by the Department of Public Works.
5. Call for final inspection after all the work is complete.
6. NOTE: Backfill over the existing swimming pool shell may have differential settlement. Owner agrees to use the area for landscape purposes only and not for any structural or floor slab support.

OPTION B – POOL SHELL TO BE REMOVED

Pool backfill area can be used to support a building or structure if the pool shell is removed in its entirety and the backfill is certified by a licensed Geotechnical or Civil Engineer to verify backfill materials, soil type, percentage of compaction, etc. Compaction report is required for Final Inspection, and the compaction report must state that backfill area is suitable for a future structure.

If a compaction report is not provided, the pool backfill area will allowed to be used for landscape purposes only and not for any structural or floor slab support.



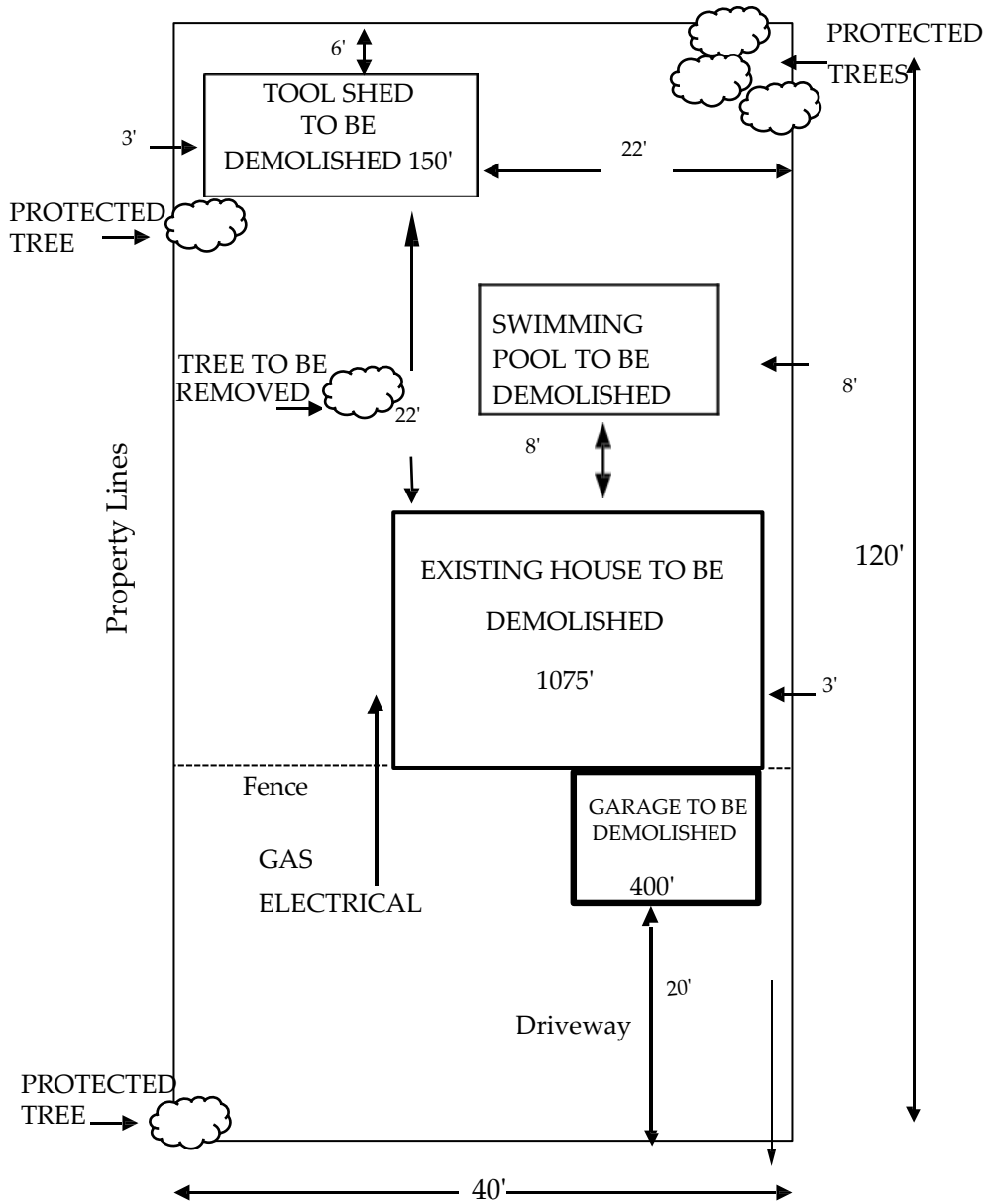
CUPERTINO

Demolition Site Plan Requirements

COMMUNITY DEVELOPMENT DEPARTMENT •
BUILDING DIVISION ALBERT SALVADOR, P.E., C.B.O.,
BUILDING OFFICIAL
10300 TORRE AVENUE • CUPERTINO, CA 95014-3255
(408) 777-3228 • building@cupertino.org

The required site plan shall consist of all the details of the proposed development submitted for review. All plans shall be accurately drawn on a sheet size not less than 8 1/2" X 11". All proposals are to clearly illustrate:

1. Property line location, dimensions, street(s), alley, affected easements, and right-of-ways.
2. Lot square footage.
3. Location of utilities.
4. Existing structures including: garages, carports, sheds, and pools/spas.
5. Protected trees.
6. Front, side and rear yard setback dimensions from property line to all existing structures.
7. Structures, buildings, features, etc. that are to remain identify as **TO REMAIN**.
Structures, buildings, features, etc. that are to be demolished identify as **TO BE DEMOLISHED**.



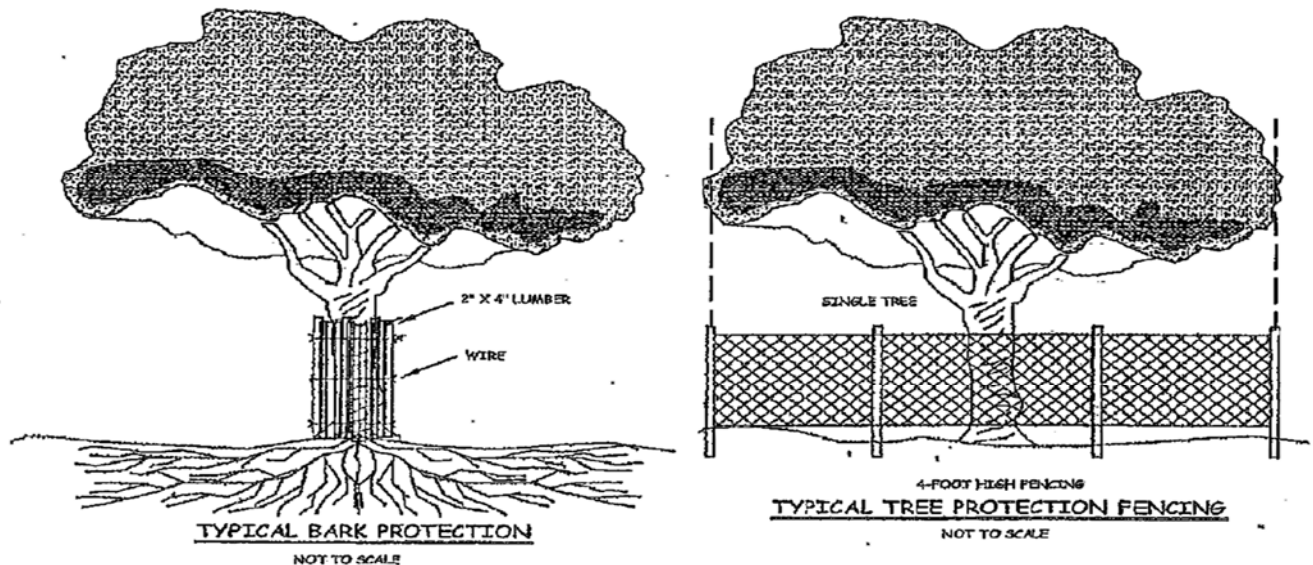
DEMO PLAN

OWNERS NAME
SITE ADDRESS
SCOPE OF WORK:

(Indicate Street Name)

Revised 01/10/2018

Site Plan Example




1. Prior to any construction operations contractor shall construct and maintain, for each protected tree on a construction site, a protective fencing which encircles the outer limits of the critical root zone (CRZ) of the tree to protect it from construction activity. The CRZ is calculated 1.25 feet times the diameter of the trunk measured in inches 4.5 feet above the natural grade.
2. All protective fencing shall be in place prior to commencement of any site work and remain in place until all exterior construction activity at the site has been completed.
3. Protective fencing shall be at least six (6) feet high, clearly visible and shall have a tree protection sign affixed to the fence every twenty (20) feet in such a manner to be clearly visible and legible to workers on the site at a distance of twenty-five (25) feet. The sign(s) shall read "Tree Protection Zone Keep Out".
4. The owner shall cause the required fencing and signage to be installed and maintenance for the duration of the construction.
5. In situations where a protected tree remains in the immediate area of intended construction and the tree may be in danger of being damaged by construction equipment or other activity, the contractor or subcontractor shall protect the tree with 2"x4" lumber encircled with wire or other means that do not damage the tree. The intent is to protect the trunk of the tree against incidental contact by large construction equipment.
6. Material Storage: No storage or placement of materials intended for use in construction or waste materials accumulated due to excavation or demolition shall be placed within the limits of the critical root zone of any protected tree.
7. Equipment Cleaning/Liquid Disposal: No equipment shall be cleaned or other liquids, including, without limitation, paint, oil, solvents, asphalt, concrete, mortar or similar materials deposited or allowed to flow into the critical root zone of a protected tree.
8. Tree Attachments: No signs, wires or other attachments, other than those of a protective nature, shall be attached to any protected tree.
9. Vehicular Traffic: No vehicular and/or construction equipment traffic or parking shall take place within the critical root zone of any protected tree other than on existing street pavement.
10. No heavy equipment, including but not limited to trucks, tractors, trailers, bulldozers, excavators, skid steer tractors, trenchers, compressors, and hoists, shall be allowed inside the drip-line of any protected tree on any construction site.
11. Grade Changes: No grade changes shall be allowed within the limits of the critical root zone of any protected tree unless adequate protective construction methods are approved in advance in writing by the City.
12. Impervious Paving: No paving with asphalt, concrete or other impervious materials shall be placed within the limits of the critical root zone of a protected tree, unless expressly permitted by the Public Works Dept.
13. Root Pruning: All roots two inches or large in diameter which are exposed as a result of trenching or other excavation shall be cut off square with a sharp medium tooth saw and covered with natural fiber burlap within two hours of initial exposure.
14. All public sidewalks shall remain open, free and clear for public access, unless closure is permitted by the Public Works Dept.

TREE PROTECTION STANDARDS

REVISED 5/13

**CITY OF CUPERTINO
STANDARD DETAILS**

APPROVED BY: 
City Engineer

DATE: 7/19/13

6-4



City of Cupertino
Public Works Department
Environmental Programs Division
10300 Torre Ave
Cupertino, CA 95014
(408) 777-3354

C&D Waste Diversion Application

All construction, demolition, and renovation projects requiring a building permit are required to complete a **C&D Recycling Plan** and **C&D Recycling Report** showing that 65% (with a goal of 75%) of material generated will be recycled or reused in compliance with local and state law.

Recology is the only debris bin service provider franchised to do business in Cupertino.

Please check ONE to describe your disposal plan:

- I will use a Recology debris bin.** Submit a C&D Recycling Plan to the City prior to demolition or construction. The Recology debris bin work order number must be included in the Plan. Contact Recology: (408) 725-4020 to order the debris bin and receive a work order number. Recyclable C&D materials shall be separated from waste. Any C&D recycling load that is rejected at the landfill for containing more than 50% non-recyclable waste will delay final inspection and may result in a fine. A C&D Recycling Report must be submitted to the City prior to final inspection. For assistance call Alex Wykoff (408-777-3255) or Cheri Donnelly (408-777-3242).

- I will haul debris myself and track my own weight tickets.** Please contact Environmental Programs staff for guidance and requirements: Alex Wykoff at 408-777-3255 or Cheri Donnelly at 408-777-3242. **Weight Tags of all material recycled and disposed** must be submitted with the C&D Recycling Report in order to receive a final building inspection.

_____ (Initial) I understand that the **C&D Recycling Report** is required *before* the Building Department will schedule a final inspection.

*Forms and guidance are available at www.cupertino.org/greendev and at the Building Permit Counter at City Hall. Recycling facilities must be selected from the **City's approved list of Recycling Resources**.*

Signature: _____ Date: _____

Name: (printed) _____ Title: _____

Phone: _____ Email: _____

Project Address: _____

This form to remain in the project's building permit file for the duration of the project.

Revised January 2017



C&D Recycling Plan

Construction & Demolition Debris
City of Cupertino

Environmental Programs Division

408 777-3354

environmental@cupertino.org

CUPERTINO GREEN

THIS PLAN MUST BE SUBMITTED WITH PERMIT APPLICATION.

All projects must recycle at least 65% (with a goal of 75%) of the material generated. Permit applicants are required to complete the following C&D Recycling Plan for the City of Cupertino.

After the end of each calendar year and at the conclusion of the project, the permittee must file a "C&D Recycling Report" with the Public Works Department/Environmental Division showing the **tons recycled and disposed by material type**. Use tonnage information from weight tags provided by facilities to quantify total estimated waste and percentages for materials. Ask Recology (the City's exclusive franchise hauler) to assist you with this plan. **Weight tags of all material recycled and disposed must be submitted once the project is completed and before the final building inspection.** A Recology work order number must be provided for Recology debris bins and the City permit number must be provided to Recology.

Project Name: _____ **Permit #:** _____ **Recology Work Order #:** _____
Location: _____
Prepared By: _____ **Phone:** _____
Company Name: _____ **Email:** _____
Company Address: _____
Project Type: New Construction Demolition Renovation **Project Square Footage:** _____

A. Material to Recycle or Reuse. The facility to which the materials will be hauled should be chosen from the attached list of facilities. Alternative facilities, special salvage or reuse options may be requested by the Environmental Programs Division, Public Works. Check all boxes that apply for each material type . This is your **plan**—you can make changes on your final **report**.

MATERIAL	SALVAGE OR REUSE	RECYCLE	DISPOSAL	DESTINATION FACILITY (indicate "to Newby Island Landfill ¹ by Recology" or provide name of facility for self-haul)
Mixed C&D Debris				
Asphalt & Concrete				
Brick / Masonry / Tile				
Cabinets, Doors, Fixtures, Windows				
Carpet				
Carpet Padding / Foam				
Cardboard				
Ceiling Tile (acoustic)				
Dirt / Sod				
Drywall (unpainted)				
Landscape Debris				
Metals				
Roofing Materials				
Wood / Lumber				
Other Material (list):				
Trash				

HAULING METHOD: Self-Haul Roll-off Box (franchised w/ City of Cupertino) Both

Approval by the Environmental Programs Division, Public Works of this Waste Management Plan as complying with CMC 16.72.050 shall be a condition of any building or demolition permit for all covered projects.

NOTE: *The person who hauls the materials to a facility must be aware of the Construction and Demolition Recycling requirement and must provide the necessary information and weight tags from an approved facility.*

I understand I am responsible for complying with the requirements of the Cupertino C&D Ordinance. I agree to submit a Final Report for this project within 60 calendar days after completion.

Applicant Signature: _____ Date: _____

¹ The City of Cupertino contracts with Newby Island Landfill, owned by Browning-Ferris Industries (BFI) for waste disposal.



C&D Recycling Report

Construction & Demolition Debris

City of Cupertino

Environmental Programs Division
 408 777-3354
 environmental@cupertino.org

CUPERTINO GREEN

MUST BE SUBMITTED AFTER THE END OF EACH CALENDAR YEAR FOR PROJECTS THAT SPAN MORE THAN A YEAR AND WITHIN 60 DAYS AFTER PROJECT COMPLETION.

All projects must recycle 65% (with a goal of 75%) of the material generated. Permit applicants are required to complete a C&D Recycling Plan before demolition or construction. At the completion of the project, applicants must file this **C&D Recycling Report** to Public Works/Environmental staff noting tons recycled and landfilled by material type and the destination facility for each material type. Use tonnage information from weight tags provided by facilities to quantify total estimated waste and percentages for materials. **In order to receive a final building inspection and close the demo permit, weight tags of all material recycled and disposed must be submitted with this report.**

Project Name: _____	Permit No: _____
Project Address: _____	Phone: _____
Prepared By: _____	Phone: _____
Signature: _____	Email: _____

Attach a copy of the C&D Recycling Plan that was submitted with the permit paperwork at the beginning of the project.

Include copies of all weight tags/disposal receipts with this report. Use cubic yard to tonnage conversion factors in right column.

MATERIAL	SALVAGE OR REUSE TONS	RECYCLE TONS	DISPOSAL TONS	DESTINATION FACILITY (indicate "to Newby Island Landfill ¹ by Recology" or provide name of facility for self-haul)	CONVERSION TONS PER CY
Mixed C&D Debris					0.25
Asphalt & Concrete					Asp: 0.69 Con: 0.93
Brick / Masonry / Tile					1.51
Cabinets, Doors, Fixtures, Windows					0.15
Carpet					0.30
Carpet Padding / Foam					0.003
Cardboard					0.05
Ceiling Tile (acoustic)					0.09
Dirt / Sod					1.00
Drywall (unpainted)					0.20
Landscape Debris					0.15
Metals					0.45
Roofing Materials					0.21
Wood / Lumber					0.15
Other Material (list):					n/a
Trash					0.18

A. Tons Recycled and Reused: _____	B. Tons Recycled, Reused and Disposed: _____	C. Diversion Rate (A/B): _____
------------------------------------	--	--------------------------------

City Approval of the C&D Recycling Plan and Report as complying with CMC 16.72.050 shall be a condition of any building permit.

Office Use Only: Final Report	<input type="checkbox"/> Approved	<input type="checkbox"/> Not Approved
By: _____	Date: _____	

¹ The City of Cupertino contracts with Newby Island Landfill, owned by Republic Services, for waste disposal.



CUPERTINO GREEN

Recycling Resources

Deconstruction and Salvage Companies

City of Cupertino

Environmental Programs Division
408 777-3354
environmental@cupertino.org

Salvaging materials for reuse in their existing state is the highest and best form of recycling. The following organizations engage in salvage efforts as operators of deconstruction (as opposed to demolition) companies, salvage yards or both.

SALVAGED REUSABLE BUILDING MATERIALS

<p>Building Resources 701 Amador St., San Francisco www.buildingresources.org (415) 285-7814</p>	<p>Picks up larger loads of salvaged materials on a case-by-case basis and receives drop-off donations. Call first for information on accepted materials. Offers charitable deduction receipt for donated materials.</p>
<p>C&K Salvage and Allen Demolition 718 Douglas Ave. (Edes Ave.), Oakland (510) 569-2070</p>	<p>Performs deconstruction. Also picks up larger loads of salvaged materials on a case-by-case basis and receives drop-offs. Primarily interested in reusable lumber. Call first for information on accepted materials.</p>
<p>Condon & Sons 117 East 25th Ave., San Mateo (650) 349-3212</p>	<p>Receives materials such as single-pane aluminum windows and sliding glass doors for overseas shipment to countries in need of inexpensive building materials. Call first for information on accepted materials.</p>
<p>Ohmega Salvage 2400 San Pablo Ave., Berkeley www.ohmegasalvage.com (510) 204-0767</p>	<p>Performs limited deconstruction with a focus on higher end and older interior architectural elements and fixtures. May purchase picked up and dropped-off salvaged materials on a case-by-case basis. Call first for information on accepted materials.</p>
<p>Recycled Glassworks 238 Bonview St., San Francisco (415) 641-5610</p>	<p>Reuses ¼" or thicker, non-tempered plate glass (such as that from glass sliding doors) in the manufacture of decorative glass products. Pieces must be 10" square or larger. Will pick-up or receive drop-offs. Call for more information.</p>
<p>S.C.R.A.P. 801 Toland St., San Francisco www.scrap-sf.org (415) 647-1746</p>	<p>Accepts donations of materials such as clean wood, tile, and carpet scraps that can be re-used as art supplies by schools and other needy art and educational groups. Call for pick-up information and a complete list of accepted materials.</p>
<p>The Reusable Lumber Company www.reusablelumber.com (650) 529-9122</p>	<p>Performs deconstruction with a focus on salvaging lumber.</p>
<p>The Reuse People 9235 San Leandro St. Oakland www.thereusepeople.org 510-383-1983</p>	<p>Performs deconstruction and conducts home furnishing salvage sales. Also picks up salvaged materials on a case-by-case basis and receives drop-off donations. Call first for information on accepted materials. Offers charitable deduction receipt for donated materials.</p>
<p>This and That 1701 Rumrill Blvd., San Pablo www.thisandthatresuse.com (510) 232-1273</p>	<p>Performs deconstruction of easily removable materials. Also picks up salvaged materials on a case-by-case basis and receives drop-offs. Call first for information on accepted materials.</p>
<p>Urban Ore 900 Murray St., Berkeley www.Urbanore.com (510) 841-7283</p>	<p>Picks up extracted items through its Outside Trader department. Purchases & receives dropped-off salvaged items on a case-by-case basis. Call first for information on accepted materials.</p>
<p>Whole House Building Supply www.driftwoodsalvage.com (650) 218-8596</p>	<p>Performs deconstruction and conducts home furnishing salvage sales. Also picks up salvaged materials on a case-by-case basis. Call first for information on accepted materials. Offers charitable deduction receipt for donated materials.</p>
<p>Craigslist www.craigslist.org</p>	<p>A web site that offers the ability to post and search for items for sale to prospective buyers in a local community.</p>
<p>Freecycle www.freecycle.org</p>	<p>An email list for posting items to be given away for free. It provides the ability to subscribe to local postings.</p>
<p>CalRecycle www.Calrecycle.ca.gov/ConDemo</p> <p>www.Calrecycle.ca.gov/resuse/profiles/DeConNetwork.htm</p>	<p>CalRecycle is a department within the California Environmental Protection Agency that administers and provides oversight for all of California's state-managed waste handling and recycling programs.</p> <p>Reuse and recycling listings specific to construction and demolition materials.</p>

This information is not necessarily comprehensive and is subject to change. The inclusion or inadvertent exclusion of a company in no way constitutes a recommendation. Contact facilities for current information regarding recycling practices and accepted materials.



CUPERTINO GREEN

Recycling Resources

Source Separated Material Recyclers

City of Cupertino

The following are facilities that accept source separated materials. Benefits of separating materials for recycling typically include:

- lower cost (tipping fee) of recycling
- higher recycling rate for your demolition or construction project
- greater number of recycling facilities
- closer proximity of recycling facilities

APPLIANCES

Ecumenical Hunger Program 2411 Pulgas Ave., East Palo Alto (650) 323-7781	Accepts donations of working appliances that are less than 10 years old. Call for more information and to arrange for pick-up or drop-off.
Friendship Church of God in Christ 1654 E. San Antonio Street, San Jose (408) 258-5445	Accepts donations of working appliances and other reusable items. Only open on Tuesday, call for more information and to arrange for drop-off.
Rebuilding Together 1701 S. 7 th St. #10, San Jose (408) 578-9519	Accepts donations of washers and dryers less 5 years old. Also accepts most dishwashers, refrigerators, ovens and ranges (non-built-in) including hoods. Will pick up or accept drop-offs after on-site verification of reusability.
Santa Clara Appliance 948 E. Santa Clara St, San Jose (408) 289-8888	Accepts working appliances for resale or reuse. Call for more information and to arrange for pick-up or drop-off.
St. Vincent de Paul Society 749 Story Rd., San Jose 650-871-6844	Accepts drop-off of frost-free refrigerators and other appliances. No longer offers pick-up at locations south of Sunnyvale. Call for more information.
The Salvation Army www.satruck.com (800) 958-7825	Accepts most working appliances. Built-in appliances and those requiring repairs are not accepted. Call for more information and to arrange for pick-up or drop-off.



ASPHALT ROOFING SHINGLES

Rebuilding Together 1701 S. 7 th St. #10, San Jose (408) 578-9519	Must drop off whole shingles, will reuse material.
Zanker Road Landfill 675 Los Esteros Road, San Jose (408) 263-2385	Obtain a "Composite Asphalt Roofing" material code or equivalent on your receipt to receive full recycling credit for your separated load. Call for more information



CARDBOARD

Recycled Fibers 388 E. Alma Ave, San Jose (408) 297-1022	Accepts clean, recyclable cardboard. Call for more information.
SMaRT Station 301 Carl Road, Sunnyvale (408) 752-8530	Accepts separated cardboard. Call for more information

This information is not necessarily comprehensive and is subject to change. The inclusion or inadvertent exclusion of a company in no way constitutes a recommendation. Contact facilities for current information regarding recycling practices and accepted materials.

DRYWALL (clean)

Greenwaste Recovery 625 Charles Street, San Jose (408) 283-4819	Obtain a “Drywall” or “Sheetrock” material code on your receipt to receive full recycling credit for your separated load. Call for more information.
PABCO Gypsum 37851 Cherry Street, Newark (510) 792-9555	Will accept clean <u>PABCO</u> scrap wallboard if contractor has an account with PABCO or a PABCO supplier. Obtain a receipt at security gate with date, tonnage, and signature of attendant. Call for more information.
Zanker Road Landfill 675 Los Esteros Road, San Jose www.Pabcogypsum.com (408) 263-2385	Obtain a “Sheetrock” material code on your receipt to receive full recycling credit for your separated load. Call for more information.

GREENWASTE

Greenwaste Recovery 625 Charles Street, San Jose (408) 283-4819	Obtain a “Greenwaste” material code or equivalent on your receipt to receive full recycling credit for your separated load. Call for more information.
Guadalupe Landfill 15999 Guadalupe Mines Road, San Jose (408) 268-1670	Obtain a “Greenwaste” material code or equivalent on your receipt to receive full recycling credit for your separated load. Call for more information.
Newby Island Landfill 1601 Dixon Landing Road, Milpitas (408) 262-1401	Obtain a “Greenwaste” material code or equivalent on your receipt to receive full recycling credit for your separated load. Call for more information.
SMaRT Station 301 Carl Road, Sunnyvale (408) 752-8530	Obtain a “Greenwaste” material code on your receipt to receive full recycling credit for your separated load. Call for more information.
Zanker Road Landfill 675 Los Esteros Road, San Jose (408) 263-2385	Obtain a “Greenwaste” material code or equivalent on your receipt to receive full recycling credit for your separated load. Call for more information.

INERTS: CONCRETE, ASPHALT, DIRT, ROCK and BRICKS

Granite Rock 100 Graniterock Way, San Jose (408) 574-3000	Accepts mixed or separated concrete and asphalt. Call for more information.
Greenwaste Recovery 625 Charles Street, San Jose (408) 283-4819	Accepts mixed or separated asphalt, concrete, dirt, rock and porcelain. Call for more information.
Guadalupe Landfill 15999 Guadalupe Mines Road, San Jose (408) 268-1670	Accepts separated asphalt, concrete, dirt, bricks, porcelain and rock. Call for more information.
Newby Island Landfill 1601 Dixon Landing Road, Milpitas (408) 262-1401	Accepts mixed or separated asphalt, concrete, dirt and rock. Call for more information.
Reed & Graham, Inc. 690 Sunol Street, San Jose www.rginc.com/ (408) 287-1400	Accepts asphalt grindings, asphalt with Petromat (contact for prior approval), broken asphalt from roads or parking lots, base rock, and broken cement sidewalks (contact for prior approval). Call for more information.
SRDC 11740 Berryessa Road, San Jose (408) 392-9175	Accepts mixed or separated asphalt, bricks, concrete, dirt, porcelain and rock. Call for more information.
Stevens Creek Quarry 12100 Stevens Canyon Rd, Cupertino (408) 253-2512	Accepts concrete, asphalt, dirt/soil, AC grindings, base rock and clean fill. Call for more information.
Zanker Road Landfill 675 Los Esteros Road, San Jose (408) 263-2385	Accepts mixed or separated asphalt, concrete, dirt, bricks and porcelain. Call for more information.

METAL	
Schnitzer Steel 11665 Berryessa Road, San Jose (408) 452-0777 www.schnitzersteel.com	Accepts ferrous and non-ferrous metals. Call for more information.
ECS Refining 705 Reed Street, San Jose (408) 988-4386	Accepts ferrous metal, non-ferrous metal, batteries, fluorescent tubes, ballasts, and electronic waste. Call for more information.
Sims Metal 1800 Monterey Road, San Jose (408) 494-4200	Accepts ferrous metals, non-ferrous metals (aluminum, copper, brass, stainless and alloys), insulated wire and electronic waste. Call for more information.

WOOD (untreated / unpainted)	
Guadalupe Landfill 15999 Guadalupe Mines Road, San Jose (408) 268-1670	Obtain a "Wood" material code or equivalent on your receipt to receive full recycling credit for your separated load. Call for more information.
Mission Trail Waste Systems 1060 Richard Ave., Santa Clara (408) 727-5365	Accepts mixed loads and separated wood. Call for more information.
Newby Island Landfill 1601 Dixon Landing Road, Milpitas (408) 262-1401	Obtain a "Wood" material code or equivalent on your receipt to receive full recycling credit for your separated load. Call for more information.
Zanker Road Landfill 675 Los Esteros Road, San Jose (408) 263-2385	Obtain a "Wood" material code or equivalent on your receipt to receive full recycling credit for your separated load. Call for more information.

MIXED CONSTRUCTION & DEMOLITION (C&D) DEBRIS	
Mission Trail Waste Systems 1060 Richard Ave., Santa Clara (408) 727-5365	Accepts mixed construction and demolition debris and source separated loads. Call for more information.
Newby Island Landfill 1601 Dixon Landing Road, Milpitas (408) 262-1401	Accepts and sorts mixed construction and demolition debris. Obtain material code "CST-2" on your receipt. Call for more information.
San Carlos Transfer Station (BFI) 225 Shoreway Road, San Carlos (650) 592-2411	Accepts mixed construction and demolition debris and transfers to Zanker Road Landfill for sorting. Obtain material code "C&D Sort Recy" on your receipt. Call for more information.
Zanker Road Landfill 705 Los Esteros Road, San Jose (408) 263-2385	Accepts and sorts mixed construction and demolition debris. Obtain material code "Mixed Debris," "Debris Box C&D," or "Demolition" on your receipt. Call for more information.

Debris Box Companies

Recology is the City's exclusive franchised waste hauler for MIXED recycling or MIXED debris roll-off box services. Per City Code, no other roll-off box hauler may be used unless: (A) The materials are self-hauled by a State-licensed contractor, working at the site, who owns and hauls their own box or truck, and the hauling is an incidental part of total services (e.g. roofers, landscapers); or (B) The materials are sold or donated to a recycling hauler or processor, who does not require payment of any kind for the collection, transportation, transfer or processing; materials are kept source-separated on site (i.e. box of metal, box of drywall); and the hauler has *both* a City franchise and business license.

DEBRIS BOX COMPANY	PHONE NUMBER
Recology South Bay	(408) 725-4020